


# 2024 Lincoln County Fair



**June 18 - 22**

**606-365-3940**

**[www.lincolnfair.net](http://www.lincolnfair.net)**

**Facebook: Lincoln County Fair**

**Instagram: [lincolncoutyfair\\_ky](https://www.instagram.com/lincolncoutyfair_ky)**

# DAILY SCHEDULE



## DAILY

6:00 PM | KISSEL Entertainment | Carnival Area  
6:00 - 8:00 PM | Kiddie Korner | TBA  
6:00 - 9:00 PM | Floral Hall Open | Floral Hall  
6:00 - 10:00 PM | Commercial Exhibits Open | Commercial Building  
Times TBA | Sea Lion Splash Show | Horse Show Ring

## MONDAY, JUNE 17TH

6:00 PM | Poultry Show | Livestock Show Barn

## TUESDAY, JUNE 18TH

3:00 PM | Tractor Driving and Small Engine | Warm-up Track  
6:30 PM | Beef Show | Livestock Show Barn  
6:30 PM | Miss Pre-Teen | Pageant Building  
6:30 - 8 PM | Character Photos | TBA  
6:30 PM | Power Wheels | Warm-up Track  
7:00 PM | Pedal Pull | Basketball Court  
7:30 PM | Bullwhip Rodeo | Motorsports Track  
8:00 PM | Ms./Mrs. Pageant | Pageant Building

## WEDNESDAY, JUNE 19TH

6:30 PM | Dairy Show | Livestock Show Barn  
6:30 PM | Team/Singles Corn Hole Tournament | Basketball Court  
7:00 PM | Baby Show | Pageant Building  
7:00 PM | Top Dog Demolition Derby | Motorsports Track

## THURSDAY, JUNE 20TH

6:00 PM | Tiny Tots | Pageant Building  
7:00 PM | Goat Show | Livestock Show Barn  
7:00 PM | Little Mister and Miss | Pageant Building  
7:00 PM | Pizza Eating Contest | TBA  
7:00 PM | Top Dog Demolition Derby | Motorsports Track

## FRIDAY, JUNE 21ST

10:00 AM - 12:00 PM | Senior Citizens and Sensory Friendly Activities  
6:30 PM | Lamb and Sheep Show | Livestock Show Barn  
7:00 PM | TNT Truck & Tractor Pull | Motorsports Track  
7:00 PM | United States Wrestling Federation | Pageant Building

## SATURDAY, JUNE 22ND

6:00 PM | Poultry Demo/Info Session | Livestock Show Barn  
7:00 PM | TNT Truck & Tractor Pull | Motorsports Track  
7:00 PM | United States Wrestling Federation | Pageant Building



TIMES AND LOCATIONS ARE SUBJECT TO CHANGE.  
PLEASE CHECK THIS PAGE FREQUENTLY FOR UP TO DATE INFORMATION.



# Sea Lion Splash SHOW

The only traveling, self-contained sea lion show in the United States. See close up how sea lions react in a natural setting. Learn how they act in the wild and how we can preserve them.



**June 18-22, 2024**



**Horse Show Ring**



## **Tractor Driving and Small Engines Contest**

Tuesday, June 18th, 3:00 p.m.

The tractor driving contest is to be set up according to the State 4-H Tractor Driving contest standards. First, second and third place winners will be selected. A youth can enter only one division, 4-H or FFA.

Total premiums offered for 4-H Tractor Driving and FFA Tractor Driving:

Danish Systems \$50

Maximum \$4 for a Blue Ribbon.

### **4-H Classes**

Open to all 4-H Members

1. Junior Division ( 9-13 yrs. Of age as of January 1)
2. Senior Division ( 14-19 yrs. Of age )

### **FFA Classes**

1. Freshman and Sophomores
2. Juniors and Seniors

### **Adult Classes**

Open to any adult in Lincoln County. There is a \$2 entry fee.

1<sup>st</sup>- \$10      2<sup>nd</sup> - \$5      3<sup>rd</sup> - \$3

### **For more information contact:**

DIRECTOR: Brooke Mullins | 606-669-5652

### **Power Wheels**

Tuesday, June 18<sup>th</sup>, 6:00 p.m.

Horse show warm-up track

### **Rules**

Age: 3-6 years

Weight: 65 LB. limit

Power: Type "H" or 6 Volt Batteries

### **For more information contact:**

DIRECTOR: Brooke Mullins | 606-669-5652

## **Pedal Pull**

Tuesday, June 18th, 7:00 p.m.

### **Classes**

1. 0-34 pounds
2. 35-45 pounds
3. 46-56-pounds
4. 57-70-pounds
5. 71-85 pounds

### **Rules**

1. Classes are open to boys and girls.
2. No age limit
3. Each participant will be weighed before pulling
4. Parent or Guardian must be present
5. Decision of the field judge will be final
6. Entry fee is \$2.00 for each participant
7. Shoes must be worn. No flip-flops.

**For more information contact:** DIRECTOR: Brooke Mullins | 606-669-5652

## **Cornhole Tournament (Single & Team)**

Thursday July 20<sup>th</sup> | Registration 6:30pm | Competition 7:30pm

Location: Basketball Court

### **Rules:**

1. This will be a single elimination tournament.
2. Two members per team.
3. Seeding will be determined by a blind draw.
4. The front of the boxes will be 27 ft. apart or 33 feet to the center of the holes.
5. Team members will choose the same color bags and each team shall have 4 bags each.
6. Each bag on the board = 1 point.
7. Each bag in the hole = 3 points.
8. No points are awarded for a bag touching the ground. A bag cannot roll onto the board.
9. Whichever team to score last will throw first in the next round.
10. Points cancel each other out. Team A has 2 bags in the hole – 6 points; Team B has two bags on the board = 2 points, therefore Team A receives 4 points.
11. Players must throw from the side of the board without crossing the front of the board.
12. The first team to 21 wins (does not have to win by 20). A Skunk will be 12-0.

**For more information contact:** DIRECTOR: Brooke Mullins | 606-669-5652

# PIZZA

**EATING  
CONTEST**

SPONSOR

**RAY'S  
PIZZA  
PLACE**



**THURSDAY  
JUNE 20 7PM**

CONTACT  
BROOKE  
MULLINS  
FOR MORE  
INFO  
606-669-  
5652

WWW.LINCOLNFAIR

FREE  
ENTRY


LINCOLN COUNTY FAIR PRESENTS

FRIENDS WITH DISABILITIES DAY  
- FRIDAY JUNE 21ST -

10 AM-  
12PM

LOTS OF FUN  
FOR ALL THE FAMILY!

A special time for children & adults of all ages with sensory needs or a disability to enjoy the fair in a safe, calm, inclusive & quiet environment. Come out and enjoy rides, food & games without all the noise, lights, and crowds!



WHEN: JUNE 21ST  
10 AM - 12 PM

WHERE: LINCOLN COUNTY FAIRGROUNDS

## **Miss Lincoln County Fair**

Sunday, June 9, 2024

### **RULES:**

1. The contestant must have reached her 16th birthday and cannot have reached her 22nd birthday by October 31<sup>st</sup> (of pageant year).
2. The contestant must be a single female, never married, never had a marriage annulled, and never had any children.
3. Contestants must be a resident of the State of Kentucky.
4. Contestants must model a long evening dress and swimsuit (one piece only) on stage. Contestants will be judged on appearance, personality, poise, and an off-stage interview with judges. Each contestant will need an interview outfit for off stage interview, an evening gown for on stage, a swimsuit for on stage, and an opening outfit of choice. Our theme will be red, white, and blue!!
5. A \$50.00 entry fee will be charged for each contestant.
6. **BIRTH CERTIFICATE**, registration form, & fee must be turned in at registration.
7. Winner of Miss Lincoln County Fair will receive a \$100 cash award, flowers, sash, crown and pin. She will also be awarded one night room expense to represent the Lincoln County Fair at the annual Miss Kentucky County Fair contest held in January, sponsored by the Kentucky Association of Fairs and Horse Shows.
8. Winners are expected to be available for participation during the week of the fair, June 18-22. You must attend the Lincoln County Fair on Thursday June 20th.
9. First runner-up will receive a \$50 cash award and gift.
10. Second runner-up will receive a \$30 cash award and gift.
11. Miss Lincoln County (local representative) will receive a \$150 cash award, flowers, sash, crown, and pin. Miss Lincoln County will be selected from Lincoln County residents only. Contestant must have at least one of the following: attended at least one year at Lincoln County High School, be currently enrolled in a school within Lincoln Co., or be registered to vote in Lincoln County by January of pageant year to be eligible to be in the Miss Lincoln County contest (not Miss Lincoln County Fair). The winner will attend the opening day of the State Fair with the Little Mr. & Miss contestants in August 2024.

For More Information Contact  
Director Caty Curlis (859-536-4803)  
Angela Todd (859-333-8498)



## **Miss Teen Lincoln Co. Fair**

Sunday, June 9, 2024

### **RULES:**

1. Contestant must have reached her 13th birthday and cannot have reached her 16th birthday by October 31st (of pageant year).
2. Contestant must be single, never married, never had a marriage annulled and never had any children. Must be a full-time student at an accredited Kentucky school system.
3. Contestants must be residents of Kentucky.
4. Contestants will model in formal attire.
5. Entry fee is \$50.00. **BIRTH CERTIFICATE**, entry fee, & application must be brought to registration.
6. Contestants will be judged on appearance, personality, poise, and an off-stage interview with judges. Each contestant will need an interview outfit for an off-stage interview, an evening gown for on stage, and an opening outfit of choice. Our theme will be red, white, and blue!!
7. Winner will be expected to enter the Miss Teen Kentucky County Fair Pageant to be held in Louisville during October. One night room expense and pageant fee will be covered by Lincoln County Fair.
8. Previous year winner must sit out of competition for one year only.
9. Awards are as follows: Winner - crown, flowers, sash, pin, and \$75 cash award, 1st Runner Up - \$50 cash.
10. The Winner will be available for the week of fair June 18-22nd. They must attend the Lincoln Co. Fair on Thursday June 20th.

For More Information Contact:  
DIRECTOR: Caty Curlis (859-536-4803)  
Valerie Day (606-669-1200)

## **Miss Pre-Teen Lincoln County Fair**

Tuesday, June 18th, 2024 at 6:30pm

**Registration:** 4:30-5:00 pm

**Back-stage Interviews:** 5:30 pm

### **RULES:**

1. Contestants must be 8 years old by June 30<sup>th</sup> and cannot be 13 by October 31<sup>st</sup> of the year of pageant.
2. **BIRTH CERTIFICATE**, Registration Form, & Entry fee of \$30.00 must be turned in by 5:00 pm of pageant night.
3. Contestants must come ready for interview. This will be the same outfit they are wearing on stage for judging.
4. Contestants will model in their Sunday best attire (**NO FORMALS**). They will be judged on personality, appearance, and poise while on stage.
5. Contestants must be a Lincoln County resident.
6. The winner will receive flowers, a crown, sash, pin, and \$30 cash award. They will represent Lincoln County Fair at the Miss Pre-Teen Kentucky County Fair held in October 2024. The pageant fee has been covered by Lincoln County Fair Board and winner will be reimbursed for one night hotel stay at the Crowne Plaza. First Runner-Up will be given \$15.00 cash award.
7. The decision by the judges will be final.

For More Information Contact:  
Director Caty Curlis 859-536-4803  
Chairperson: Valerie Day 606-669-1200

**MRS. & MS. Lincoln County Fair**

Tuesday June 18th, 2024

\*\*\*Following our Miss Pre-Teen\*\*\*

**RULES:**

1. **BIRTH CERTIFICATE**, registration form, & entry fee of \$50.00 will need to be brought to registration.
2. Pageant is open to all counties.
3. The contestant must be 22 years of age on October 31<sup>st</sup> of the year when local pageant is held at the local fair.
4. Contestants will be given an onstage question & judged in evening gown. Our stage is decorated in red, white, and blue!!!
5. The contestant must be a natural born female, single, married, divorced, or widowed and can have children.
6. Clothing for the pageant will be **MODEST**, meaning no cut outs in the attire, very **MODEST** cleavage showing in all attire (no low cut in tops that go to belly button), no slits will be allowed higher than mid-thigh, no see-through attire.
7. ONE winner will receive a crown, sash, pin, cash award, and flowers.
8. The winner will receive one night paid at the Galt House in January 2025 when competing at the state MRS/MS pageant.
9. If you have won, the title of any MRS or MS in any other county fair pageant in 2024 you will not be eligible to compete in the LINCOLN County Fair this year.

For More Information:

Caty Curlis

859-536-4803

Theresa Long

859-583-8377

## **Baby Show**

Wednesday, June 19th at 7:00 p.m.

Open to any baby. A parent or adult must accompany the baby. Class 11,12,13 must not have celebrated their third birthday by July 1, (current fair year). There will be a \$5.00 entry fee.

**REGISTRATION WILL BEGIN AT 6:15 P.M.** Trophies will be awarded to the Top 3 placements in each class. Playwear and dress clothes are acceptable.

Trophies for 1st, 2nd, 3rd in each of the Classes are:

- Class 1. Cutest girl baby under 6 months
- Class 2. Cutest boy baby under 6 months
- Class 3. Cutest girl baby between 6 months and 12 months
- Class 4. Cutest boy baby between 6 months and 12 months
- Class 5. Cutest girl baby between 12 and 18 months
- Class 6. Cutest boy baby between 12 and 18 months
- Class 7. Cutest girl baby between 18 and 24 months
- Class 8. Cutest boy baby between 18 and 24 months
- Class 9. Cutest girl baby between 24 and 30 months
- Class 10. Cutest boy baby between 24 and 30 months

Contestants in the following classes must not have reached their third birthday by July 1:

- Class 11. Cutest girl baby between 30 and 36 months
- Class 12. Cutest boy baby between 30 and 36 months
- Class 13. Cutest set of twins under 36 months

### **For More Information Contact**

Director Caty Curlis 859-536-4803

CO-CHAIR Sheree Gilliam 859-516-3320

**Little Miss & Mister**  
Thursday, June 20th, 2024 at 7:00pm

**RULES:**

1. Contestants will be entered and judged as a couple (girl & boy).
2. Each contestant will be required to show **BIRTH CERTIFICATE** at registration- **NO ACCEPTIONS**. Registration will begin at 6:00pm & close at 6:30pm.
3. Contestants will appear in blue denim shorts, shirt of choice, & shoes of choice.
4. All contestants must be residents of Lincoln County. (Parents may be asked to show proof.)
5. Contestants must be 5 years of age and not 8 years by June 30, 2024 (born between 6/30/16 and 7/1/2019).
6. Contestants must be accompanied by an adult to the location of the contest.
7. Each couple will be interviewed on stage from the biography page turned in at registration.
8. **NO DRESSING ROOMS ARE AVAILABLE**. Couples will need to come dressed and ready for the stage.
9. Entry fee per couple is \$30.00 and must be paid at registration.
10. The winning couple will be expected to enter the State Fair Contest held in Louisville on August 15, 2024.
11. Each winner will receive a crown, sash, & a \$20.00 cash award.
12. Pageant fees for the State Fair Contest have been paid for by Lincoln County Fair Board. All other expenses will be covered by each winner.

For More Information:  
Director: Caty Curlis 859-536-4803  
Chairman: Dana Moore 859-539-2502

**Tiny Tots**  
Thursday, June 20th @ 6:00 pm

**RULES:**

1. Contestants will wear age-appropriate clothes. No formal wear please.
2. All contestants must be residents of Lincoln County.
3. Contestants must be 3 years of age, but not 5 by June 30 (of pageant year).
4. The contestant must be accompanied by an adult to the location of the pageant.
5. Each child will be interviewed separately on stage.
6. All contestants must be on location by 5:30 p.m.
7. Deadline for entry form & registration fee is Thursday at 6:30pm. Registration will start at 5:00pm.
8. The winners will consist of one girl and one boy.
9. Each winner will receive a trophy, sash, and \$20.00 cash award.
10. An entry fee of \$15.00 per contestant is required.

**For More Information Contact**  
Director: Caty Curlis (859-536-4803)  
Chairman: Dana Moore (859-539-2502)



**Floral Hall Director:** Michelle Padgett  
**Floral Hall Assistant Director:** Jody Paver  
**Floral Hall Assistant Director:** Courtney Brock

**Floral Hall Chairpersons:** Marti Dickerson and Renate Mason  
**Floral Hall 4-H Chairperson:** Susan Miller

**Floral Hall Committee Members:** April Lorenzana, Jill Smith, Michelle Hixson, Kasey Padgett, Lyndsey Mason, Nancy King, Connie Howerton, Gracie Padgett, Katie Phillips, Judy Oaks, Jan Burton, Jimmie Lou Abney, Marie Clarkson, Dani Jones, Rose Stoltman, Heather Stoltman, Allison Miller, Charlen Archer & Janice Southard.



# FLORAL HALL SCHEDULE



**FLORAL HALL OPEN | 6:00 - 9:00 PM**

**Tuesday, June 18th - Saturday, June 22nd**

**MONDAY,  
JUNE 17TH**

**10:00 AM - 7:00 PM | Check-in general  
exhibits Open and 4-H**

**WEDNESDAY,  
JUNE 19TH**

**9:00 AM - 12:00 PM | Check-in floral, garden, field  
crop, and horticulture exhibits for Open and 4-H**

**FRIDAY,  
JUNE 21ST**

**10:00 AM - 12:00 PM | Senior Citizens &  
Friends with Disabilities**

**6:00 - 9:00 PM | Prize money distributed to  
exhibitors**

**SUNDAY,  
JUNE 23RD**

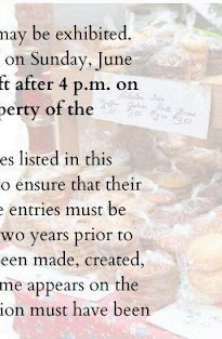
**2:00 - 4:00 PM | Check out exhibits**





## FLORAL HALL RULES

1. Open Floral exhibits. Registration & 4-H Floral Hall Registration
  - a. Registration packets can be picked up at the Lincoln County Extension Office at 104 Metker Trail Stanford, Ky 40484, Monday-Friday from 8 am-4:30 pm
  - b. Complete the Registration packet and bring it with you when entering exhibits.
  - c. Make sure all items are tagged numbers for your tags will be given to you by calling the Lincoln County Extension Office at 606-365-2447
2. Classes in the Open Floral Hall are open to **Lincoln County residents** and members of **Lincoln County Homemakers Clubs only**. 4-H is open to **Lincoln County 4-H enrolled members for the current year**.
3. The Extension Homemakers and Fair Association will do their best to keep all exhibits safe from harm. However, neither the Homemakers nor the Fair Association will be responsible for any loss resulting from breakage or damage due to handling, water, dirt, theft, or other unexpected events. During the time when the Floral Hall exhibit is open, there will be an official present to monitor the area. When it is closed, the exhibit area will be securely locked. We will make every effort to provide the maximum protection to all exhibits.
4. Due to safety concerns, no knives or firearms may be exhibited.
5. Exhibits must be removed from the Floral Hall on Sunday, June 23, 2024, between 2 PM and 4 PM. **Articles left after 4 p.m. on Sunday, June 23, 2024, will become the property of the Lincoln County Floral Hall.**
6. The exhibits must be categorized into the classes listed in this catalog. It is the responsibility of the exhibitor to ensure that their exhibits are entered into the correct classes. The entries must be clean and must have been made no more than two years prior to the previous fair date. The exhibits must have been made, created, crafted, or preserved by the exhibitor whose name appears on the tag. For food preservation entries, the preservation must have been done from the previous fair year.
7. Please take note of the following information: The judges overseeing the competition are highly qualified, and their decisions are final. During the judging process, everyone except for the Floral Hall Director, Floral Hall Committee members, and assistants will be asked to leave Floral Hall. It is important to note that each exhibitor is only allowed to enter one item in a class, and the item must be made by the exhibitor themselves. If an exhibitor enters more than one item, all but one will be disqualified, and the Floral Hall Director will make the final decision about which one to keep. Each entry will be tagged with the exhibitor's number to ensure proper identification.
8. Entries in 4-H and FFA classes must have been produced in conjunction with an approved project sponsored by those organizations. Entries in these classes are limited to Lincoln County youth.
9. Prize money will be paid on Friday night from 6 pm-8 pm. Awards in open classes are blue \$3, red \$2, and white \$1. Ribbons for all 4-H classes will be awarded on the Danish system. Lincoln County 4-H agent has the final say on 4-H classes and awards.
10. The Floral Hall Director has the final judgment in any problems pertaining to its event.



## Open Division

### Chairperson-Marti Dickerson

#### HOME FURNISHING & HOME CRAFTS

Class HF1	Antique Item (any antiques item)
Class HF2	Painted item to look antiques.
Class HF3	Wooden or tin items are decorated with stenciled technique.
Class HF4	Wooden or tin item painted.
Class HF5	Wall Hanging (Any material or Type)
Class HF6	Craft made of wood items, including (Dollar Tree wood crafts), not woodworking.
Class HF7	Miscellaneous wall decoration, other than a wreath, with no needlework
Class HF8	Miscellaneous door decoration, other than a wreath, no needlework
Class HF9	Folk Art Item (any item or material)
Class HF10	Decorated Basket (Basket not judged)
Class HF11	Basket, hand woven wooden any size
Class HF11	Craft Made with clay pots or pottery items.
Class HF12	Any Tuffet, stool, or chair, any material refinished or newly made.
Class HF13	Any craft made with decoupage for the home.
Class HF14	Any Plastic Canvas Items for the home
Class HF15	Any Home Craft or Home Furnishing Patriotic Item
Class HF16	Centerpiece any theme
Class HF17	Craft or Home Furnishing made with upcycled materials.

Class HF18	Any other home furnishing or home craft item not listed, Miscellaneous.
Class HF19	Decorative Photo Album or Picture Frame for the Home Shelf
Class HF20	Any Handmade Holiday Decoration not listed Miscellaneous not needlework.
Class HF21	Decorative Swag for table or shelf
Class HF22	Any Handmade holiday decoration, any season
Class HF23	Wreath, Grapevine, any season
Class HF24	Wreath, other than grapevine, any theme
Class HF25	Wreath, made with deco mesh, any season for the home
Class HF26	Any thrift flip home décor item made for the home any size

#### CERAMICS DIVISION

Class CA1	Hand-painted glazed piece
Class CA2	Bisque piece painted.
Class CA3	Bisque, dry brushed
Class CA4	Thanksgiving item
Class CA5	Christmas item
Class CA6	Easter item
Class CA7	Halloween item
Class CA8	Spring Item
Class CA9	upcycle ceramic item painted
Class CA10	miscellaneous ceramics any item with no other class

## **NEEDLEWORK DIVISION**

- Class NW1 Crewel Embroidery-any type
- Class NW2 Pillowcase needlework
- Class NW3 Pin Cushion
- Class NW4 Pillow (any size, any technique)
- Class NW5 Creative Needlecraft-any media
- Class NW6 Needlepoint item: any stitch
- Class NW7 Counted Cross Stitch item, no other class.
- Class NW8 Needle Felting and creatures  
(Create any number of shapes and designs using felting needles, a felting mat, and wool. Also known as fiber art, the technique can be used to create incredibly lifelike 3D sculptures, as well as 2D designs on the surface of the fabric)
- Class NW9 Wall Hangings-Any Needlecraft
- Class NW10 Counted Cross Stitch sampler, framed.
- Class NW11 Monogrammed Item
- Class NW12 Any other blanket (Without Batting)
- Class NW13 Candle wicking Item
- Class NW14 Swedish Weaving, any item
- Class NW15 Any Needle Felted Item
- Class NW16 Any other needlecraft not listed.
- Class NW17 Chicken Scratch, any item
- Class NW18 Punch Needle, any item
- Class NW19 Free Standing Lace Item  
(machine embroidery technique any size or design)
- Class NW20 Item, Embroidery
- Class NW21 Jelly roll rug
- Class NW22 Handmade toy or stuffed animal or book.
- Class NW23 Christmas Tree Skirt
- Class NW24 Christmas Stocking
- Class NW25 Wall or Door Decoration

- Class NW26 Christmas Ornament
- Class NW27 Appliqued Shirts
- Class NW28 Counted Cross Stitch-picture (Framed) 14 count.
- Class NW29 Counted Cross Stitch-picture (Framed) 18 count.
- Class NW30 Counted Cross Stitch-picture (Framed) any other count.

## **CROCHET & KNIT DIVISION**

- Class CK1 Crocheted Afghan-Traditional Granny Square
- Class CK2 Crocheted Afghan-Ripple
- Class CK3 Crocheted Afghan-Baby
- Class CK4 Crocheted Afghan-Mile-A-Minute
- Class CK5 Shell Afghan
- Class CK6 Brick Fashion Afghan
- Class CK7 Crocheted Basket-fabric or yarn.
- Class CK8 Crocheted Afghan, any other pattern not listed.
- Class CK9 Baby's crocheted item
- Class CK10 Small crocheted item
- Class CK11 Crocheted toys.
- Class CK12 Crocheted bedspread.
- Class CK13 Crocheted holiday themed
- Class CK 14 Crocheted accessory
- Class CK15 Crocheted clothing item.
- Class CK16 Any other crocheted item not listed.
- Class CK17 Knitted accessory.
- Class CK18 Knitted Baby's Item
- Class CK19 Small knitted item
- Class CK20 Knitted clothing item.
- Class CK21 Any other knitted item

## **QUILT DIVISION**

- Class QD1 Quilt-pieced and appliqué:  
(A quilt that has been pieced and includes appliqué)
- Class QD2 Hand pieced quilt top-machine quilted
- Class QD3 Foundation paper, pieced item  
(any quilt using a foundation paper)
- Class QD4 Quilt-patchwork, hand Quilted
- Class QD5 Quilt-appliqued, machine quilted
- Class QD6 Quilt, art
- Class QD7 Quilt pieced, hand quilted
- Class QD8 Quilt Top
- Class QD9 Quilt, cross-stitched, hand quilted
- Class QD10 Quilt, mixed technique
- Class QD11 Baby quilt, hand quilted
- Class QD12 Baby quilt, machine quilted
- Class QD13 Any other quilt
- Class QD14 Quilted table topper/runner  
(any size)
- Class QD15 Small quilted item up to 16"
- Class QD16 Quilt any size and holiday or seasonal themed
- Class QD17 Tacked Quilts  
(quilt that has been tied with yarn or multiple strands of threads of any size)
- Class QD18 Patriotic theme Quilt or Wall Hanging any size
- Class QD19 Wall Hanging Quilt Any Size
- Class QD20 Patchwork quilt, machine pieced and quilted
- Class QD21 Miscellaneous Quilt no other class listed and size and any technique

## **SEWING DIVISION**

- Class SD1 Dress
- Class SD2 Tank Top or T-shirt
- Class SD3 Apron
- Class SD4 Upcycled Clothing or Accessory item
- Class SD5 Baby Clothing
- Class SD6 Accessory Item
- Class SD7 Any other sewing Item Not Listed
- Class SD8 Casserole Carrier
- Class SD9 Tote/bag/purse
- Class SD10 Any Other Home Accessory Item Not Listed

## **CREATIVE CRAFTS DIVISION**

- Class CC1 Wreath
- Class CC2 Christmas wreath
- Class CC3 Fabric Decorated Wreath
- Class CC4 Wreath Spring Theme
- Class CC5 Spring Theme Craft
- Class CC6 Summer Theme Craft
- Class CC7 Fall Theme Craft
- Class CC8 Winter Theme Craft
- Class CC9 Christmas Door Decoration, not a wreath
- Class CC10 Any other Christmas craft (No other class)
- Class CC11 Christmas tree topper
- Class CC12 Christmas tree ornament
- Class CC13 Christmas Stocking Any Material
- Class CC14 Snowman Craft
- Class CC15 Craft Made with Placemats
- Class CC16 Locker Hooking, any item
- Class CC17 Miscellaneous Craft

Class CC18 Wood Flower Art

Class CC19 Swag (Any Theme, Any Desing)

Class CC20 Button Art (Crafts with buttons and other items)

Class CC21 Items made from buttons.

Class CC22 Any Mixed Media Craft

Class CC23 Jewelry Making

Class CC24 Decorated Birdhouses on candlestick holders.

Class CC25 Creative Birdhouse

Class CC26 Upcycled Craft

Class CC27 Flowerpot art

Class CC28 Homemade Card Any Design

Class CC29 Homemade Card Holiday

Class CC30 Candle-making

Class CC31 Soapmaking

Class CC32 Stained Glass art

Class CC33 Pillowcase doll

Class CC34 Item decorated with buttons.

Class CC35 Topiary

Class CC36 Sublimation item

Class CC37 Decorated apparel.

Class CC38 Hair accessory

Class CC39 Popsicle Stick Craft

Class CC40 Shirts with an iron-on design

Class CC41 Thrift Flip Craft Item

Class CC42 Papercraft Holiday Themed

Class CC43 Paper Craft any item

Class CC44 Diamond Art

Class CC45 String Art

Class CC46 Quilling

Class CC47 Any other craft not listed

### **SCRAPBOOKING DIVISION**

Class SB1 Scrapbooking Page (1) people theme

Class SB2 Scrapbooking Page (1) animal theme

Class SB3 Scrapbooking Page (1) activity theme

Class SB4 Scrapbooking Page (1) any other theme

Class SB5 Scrapbook (Completed Scrapbook with a minimum of 5 pages any theme, any style)

### **WOODWORKING DIVISION**

Class W1 Wood carving, any item

Class W2 Woodworking Item Small

Class W3 Woodworking Item Large

Class W4 Pyrography-

(It is the free-handed art of decorating wood or other materials with burn marks resulting from the controlled application of a heated object)

Class W5 Miscellaneous woodworking item not listed

Class W6 Miniature Wood Building

### **SMALL MODEL DIVISION**

Class SM1 Small working engine

Class SM2 Small non-working engine

Class SM2 Engine Painting (any small model engine displaying the detail paint art)

Class SM2 Any small engine (miscellaneous)

## **CULINARY DIVISION**

a. Bring food on heavy paper plates sealed in a zip-lock plastic bag. Firmly attach the entry tag to the bag. Decorated Cakes or Pies can be placed in a cake box with a clear top.

b. Bring the number of pieces or size indicated. ½ or ¼ loaf may be a normal pan or mini pan.

Baked foods will be judged on these points: appearance (inside and outside), texture, aroma, and then taste.

### **BREAD**

Class CB1 Yeast bread (½ loaf)

Class CB2 Yeast Rolls (4)

Class CB3 Biscuits (4)

Class CB4 Banana Nut bread (½ loaf)

Class CB5 Any other fruit bread (½ loaf)

Class CB6 Bread using honey (½ loaf)

Class CB7 Sourdough bread (½ loaf)

Class CB8 Cornbread Muffins (4)

Class CB Cinnamon Rolls (4)

Class CB10 Specialty bread no other class (1/2 loaf)

### **CAKES**

Class CU1 Decorated cupcakes (4)

Class CU2 Bundt Cake, un-iced (1/4)

Class CU3 Bundt Cake Iced (Whole or Mini)

Class CU4 Bundt Cake of any flavor using a mini bundt pan

Class CU5 Decorated Cake (whole)

Class CU6 Your favorite cake (1/4)

Class CU7 Pineapple Upside Down Cake

Class CU8 Carrot Cake (Iced mini or ½ of normal size cake)

Class CU9 Pound Cake (1/4)

Class CU10 Coffee cake (1/4)

Class CU11 Miscellaneous (Cake)

### **COOKIES**

Class CU20 Sugar Cookies (4)

Class CU21 Your favorite cookies (4)

Class CU22 Chocolate Chip Cookies (4)

Class CU23 Oatmeal Cookies (4)

Class CU24 No-bake cookies (4)

Class CU25 Peanut butter cookies (4)

Class CU26 Other bar cookies (4)

Class CU27 Stuffed Cookies (2)

Class CU28 Plain Chocolate brownies (4)

Class CU29 Miscellaneous (cookies)

### **CANDY**

Class CU40 Chocolate fudge (4)

Class CU41 Peanut butter fudge (4)

Class CU42 Your favorite candy (4)

Class CU43 Miscellaneous (candy)

### **MISCELLANEOUS BAKED GOODS**

Class CM1 Cheesecake (1/2 with or without toppings (need to ensure cheesecake is able to stay cold for a minimum of 2 hours)

Class CM2 Any Baked Good not listed

Class CM3 Any Dessert Not Listed

Class CM4 Dessert Tray any size

**PIES** - 1/4 pie or small pie-tart size accepted.  
The exhibitor may determine the appropriate size of the pan.

Class CP1 Fruit pie, any variety, specify kind on tag

Class CP2 Chess pie

Class CP3 Meringue topped pie, specify kind on tag

Class CP4 Pecan pie

Class CP5 Pumpkin pie

Class CP6 Other Pie (1/2 pie)

### **FOOD PRESERVATION DIVISION**

Canning will be judged first on appropriate headspace, then the appearance of the pack, preparation, selection of canned products, and the container. Standard canning-specific mason-type jars only. All jars must be sealed. Jars may be opened for judging. Exhibitors are urged to consult USDA guidelines ([nchfp.uga.edu](http://nchfp.uga.edu)) to make certain jar is filled to within the appropriate headspace. Lincoln County Extension Office FCS department can also help with the canning guidelines for safe food preservation. A label is required for all entries to identify the name of the product and date processed. Exhibitors must specify the processing method and time.

a. All foods must have been preserved since the previous year's fair.

b. Clean, canning-specific standard jars and two-piece lids **MUST** be used.

c. All canned goods must be processed, non-acid in the pressure cooker, fruits, tomatoes, preserves, jams, jellies, and pickles in a hot water bath. Must list the tag type of processing method used for each item entered.

### **Fruits & Vegetables**

Class FP1 Applesauce

Class FP2 Tomatoes

Class FP3 Tomato Juice

Class FP4 Green Beans

Class FP5 Hot Peppers

Class FP6 Peaches

Class FP7 Dried Apples

Class FP8 Pears

Class FP9 Blueberries

Class FP10 Other Beans

Class FP11 Dried Beans

Class FP 12 Any fruit not listed

Class FP13 Any vegetable not listed,

### **Pickles & Relishes**

Class FP14 Bread & Butter Pickles

Class FP15 Dill Pickles

Class FP16 Pepper Relish

Class FP17 Corn Relish

Class FP18 Zucchini Pickles

Class FP19 Salsa

Class FP20 Pickled Peppers

Class FP21 Chow Chow

Class FP22 Pickled Okra

Class FP23 14-day pickles

Class FP24 Tomato Catsup

Class FP25 Beet Pickles

Class FP26 Any other pickle or Relish, list name on tag

### **Jams, Jellies, and Preserves**

Class FP27 Blackberry Jelly

Class FP28 Blackberry Jam

Class FP29 Grape Jelly

Class FP30 Apple Jelly

Class FP31 Strawberry Preserves

Class FP32 Peach Preserves

Class FP33 Apple Butter

Class FP34 Pear Preserves

Class FP35 Conserves, any kind

Class FP36 Any other jelly, jam or preserves, or butters

Class FP37 Any other food, not listed, list name on tag

### **HONEY DIVISION**

Class HO1 Glass Quart Jar of white extracted honey

Class HO2 Glass Quart Jar of light amber or extra light amber extracted honey

Class HO3 Glass Quart Jar container of amber or dark amber extracted honey

Class HO4 One wide-mouth quart jar of chunk honey, any color

Class HO5 Miscellaneous any honey or maple syrup in a glass jar labeled.

### **ART DIVISION**

All entries must have been done by the exhibitor.

### **YOUTH THROUGH 6th GRADE**

Class YA1 Crayon Work

Class YA2 Pencil Drawing

Class YA3 Marker Drawing

Class YA4 Sculpture

Class YA5 Mixed Media

Class YA6 Cartooning

Class YA7 Color Pencil Drawing

Class YA8 Watercolor Painting

Class YA9 Acrylic Painting

Class YA10 Charcoal

Class YA11 Oil painting

Class YA12 Ceramics

Class YA13 Chalk Art

Class YA14 Tie-Dyed Item

### **YOUTH 7<sup>th</sup> THROUGH 12<sup>th</sup> GRADES**

Class YA15 Watercolor

Class YA16 Acrylic Painting

Class YA17 Oil Painting

Class YA18 Charcoal

Class YA19 Mixed Media

Class YA20 Cartooning

Class YA21 Sculpture

Class YA22 Color Pencils

Class YA23 Crayon Work

Class YA24 Pencil Drawing

Class YA25 Marker Drawing

Class YA26 Pen and Ink

Class YA27 Ceramics

Class YA28 Chalk Art

Class YA29 Tie-Dyed item

### **ADULTS**

Class AA1 Watercolor

Class AA2 Acrylic Painting

Class AA3 Pastels

Class AA4 Charcoal or etching

Class AA5 Oil Painting

Class AA6 Pen/Pencil Drawing

Class AA7 Folk Art Painting/Acrylic

Class AA8 Mixed Media

Class AA9 Watercolor Pencils



Class AA10 Chalk Art

Class AA11 Pen & Ink with oil roughing

Class AA12 Pen and Ink

Class AA13 Crayon Work

## **PHOTOGRAPHY**

All pictures must be 3X5 or larger and MUST be framed with a frame that will stand. Pictures must be taken by the exhibitor.

### **Black & White**

Class PH1 Still Life (inanimate object)

Class PH2 Nature Scene

Class PH3 Picture of Special Event

Class PH4 Recent photograph of historical objects/sites

Class PH5 Pictures of animals

Class PH6 Portrait

Class PH7 Action picture

Class PH8 Other picture

Class PH9 Collage

### **Color Prints**

Class PH10 Portrait

Class P11 Still Life (inanimate object)

Class PH12 Nature Scene

Class PH13 Picture of Special Event

Class PH14 Recent photograph of historical objects/sites

Class PH15 Pictures of animals

Class PH16 Action picture

Class PH17 Other picture

Class PH 18 Collage

## 4-H FLORAL HALL RULES

4-H exhibitors must follow all general Floral Hall rules in addition to the following:

1. Tags and printed copies of categories and rules are available at the Lincoln County Extension Office. **All entries must be tagged.**
2. Exhibits must be removed from Floral Hall on Sunday, June 23 between 2 and 4 PM.
3. The 4-H Council will award \$25 to the 4-H member with the most exhibits in Floral Hall.
4. The Fair Board will award \$25 to the 4-H Club with the most 4-H exhibits.
5. 4-H Divisions are open to any youth ages 5-18 (age based as of January 1, 2024).
6. Youth ages 5-8 can enter any 4-H class but cannot be named “State Fair Champion” and will not advance to the KY State Fair. They can still earn premiums and ribbons.
7. All youth earning champion ribbons will advance to the Kentucky State Fair.  
*Note:* classes marked **Y or YLC or LC** are special classes for the Lincoln County fair only and will NOT advance to the Kentucky State Fair.
8. All projects are entered at your own risk. Care will be taken of items, but Lincoln County 4-H is not responsible for items that may be lost, damaged, or stolen.

This listing provides a brief description of classes. Those who wish to enter exhibits should contact the Lincoln County Extension Office for a complete listing of rules and guidelines.

**Lincoln County ONLY Classes**  
**(champions in these classes will NOT advance to the KY State Fair)**

- LC 100 Wreath
- LC 101 Holiday door decoration  
– NOT a wreath
- LC 102 Christmas craft
- LC 103 Homemade doll
- LC 104 Homemade cloth bear
- LC 105 Doll made from kit
- LC 106 Items made from buttons
- LC 107 Homemade cloth animal
- LC 108 Jewelry Making
- LC 109 School/college craft
- LC 110 Creative bird house
- LC 111 Recycled item
- LC 112 Soapmaking
- LC 113 Homemade Candle
- LC 114 Flowerpot art
- LC 115 Scrapbooking page (1) people theme
- LC 116 Scrapbooking page (1) animal theme
- LC 117 Scrapbooking page (1) activity theme
- LC 118 Scrapbooking page (1) any other theme
- LC 119 Wood carving item
- LC 120 Hair accessory
- LC 121 Nature craft
- LC 122 Spring craft
- LC 123 Summer craft
- LC 124 Fall craft
- LC 125 Winter craft
- LC 126 Crayon art
- LC 127 Pencil drawing
- LC 128 Marker drawing
- LC 129 Mixed media art
- LC 130 Color pencil drawing
- LC 131 Watercolor painting
- LC 132 Acrylic painting
- LC 133 Cartooning
- LC 134 Charcoal art
- LC 135 Chalk art
- LC 136 Tie dye item

**4-H ARTS DIVISION**

\*\*All seniors must complete an artist statement. See county rules packet for additional information. \*\*

**SECTION A: Portfolio Pathways**

**Painting**

- 727a. Junior Acrylic: (pg.12) Using acrylic paint to create a painting.
- 727b. Senior Acrylic: (pg.12) same as Junior.
- 728a. Junior Watercolor: (pg.14) Using watercolors and a variety of techniques to complete a painting on watercolor paper.
- 728b. Senior Watercolor: (pg. 14) same as Junior.
- 729a. Junior Abstract: (pg.18) Using acrylic paints experiment with abstract designs to complete a painting.
- 729b. Senior Abstract: (pg. 18) same as Junior
- 730a. Junior Sand Painting: (pg.20) On an 8"x10" x1/4" sanded plywood or particle board. Explore painting with colored sand mixed with glue.
- 730b. Senior Sand Painting: (pg.20) same as Junior.
- 731a. Junior Self Portrait: (pg.22) Using a medium of your choice. Complete a self-portrait using any drawing or painting technique.
- 731b. Senior Self Portrait: (pg. 22) same as Junior.
- 732a. Junior Human Action: (pg.24) Using acrylic or watercolor paints, capture human action through the use of vivid colors, lines, and texture when painting.
- 732b. Senior Human Action: (pg.24) same as Junior.
- 733a. Junior Oil Painting: (pg.26) Using oils on canvas or canvas board. Experiment with different techniques of laying oil to canvas to create a finished painting.
- 733b. Senior Oil Painting: (pg.26) same as Junior.

- 734a. Junior Oil Pastel: Using oil pastels on canvas or canvas board, create a finished work of art.
- 734b. Senior Oil Pastel: same as Junior.

### **Printing**

- 735a. Junior Intaglio Collagraph Print: (pg.38) On 8.5" x 11" paper. Create a collagraph block at least 6" wide and create any color print using intaglio printing method.
- 735b. Senior Intaglio Collagraph print: same as Junior.
- 736a. Junior Blueprint Paper Print: (pg.40) On blueprint paper create a sun print; at least 5.5 x 8.5 in. using cyanotype or Light or sun sensitive paper.
- 736b. Senior Blueprint Paper Print: same as Junior.
- 737a. Junior Etched Plexiglas: (pg. 42) Create an original print using an etched Plexiglas plate. The print should be at least 5.5"x 8.5" in. Plexiglas etching uses the intaglio method of printing.
- 737b. Senior Etched Plexiglas: same as Junior.
- 738a. Junior Wax Resist Print: (pg.44) Create intricate designs for printing using a wax resist method.
- 738b. Senior Wax Resist Print: same as Junior.
- 739a. Junior Tire Stamp Print: (pg.46) Cut pieces of inner tube tire, glue it onto a wood block, and print using a stamp pad.
- 739b. Senior Tire Stamp Print: same as Junior.
- 740a. Junior Linoleum Print: (pg.48) Create linoleum print using linoleum block on paper.
- 740b. Senior Linoleum Print: same as Junior
- 741a. Junior Hand Drawn Negative Photograph: (pg.51) You will draw a negative on frosted acetate, then print onto photographic paper (8"x10" in.) as a positive, using a photographic process.
- 741b. Senior Hand Drawn Negative Photograph: same as Junior.

### **Graphic Design**

- 743a. Junior 5 Color Design: (pg.62-63) Create (2) two 8"x 10" in. landscapes. 5 color designs are identical except for (1) one color. Change (1) one color to create a second design. Use paint, paper or computer graphics program. Mount on a matt board.
- 743b. Senior 5 Color Design: same as Junior
- 744a. Junior Computer Drawing: (pg.70) Explore the use of computer tools and techniques to doodle, draw and replicate images. Print out each design showing the use of various tools.
- 744b. Senior Computer Drawing: same as Junior.

### **Section B: Sketchbook Crossroads Drawing**

- 745a. Junior Black Pencil Drawing: (pg.12) Draw using a black pencil.
- 745b. Senior Black Pencil Drawing: same as Junior
- 746a. Junior Two-Point Perspective: (pg. 16) On sketch paper, draw a two-point perspective that has a point at each end of a horizontal segment.
- 746b. Senior Two Point Perspective: same as Junior.
- 747a. Junior Circular Shape Object: (pg.18) Draw a subject to fit a circular shape.
- 747b. Senior Circular Shape Object: same as Junior.
- 748a. Junior Colored Pencil: (pg.20) Draw with colored or black pencils.
- 748b. Senior Colored Pencil: same as Junior.
- 749a. Junior Pen and Ink: (pg.22) Sketch animals or other objects using pen and ink.
- 749b. Senior Pen and Ink: same as Junior
- 750a. Junior Hand Lettering: (pg. 24) On 8.5 by 11 paper, rewrite a quote, poem or pledge using Calligraphy. Make sure to include the author on the piece.
- 750b. Senior Hand Lettering: Same as Junior
- 751a. Junior Cartooning: (pg.27) Cartooning is a simple process of making line

drawings show sequential motion.  
Create your own cartoon character showing motion. Must create at least three blocks.

751b. Senior Cartooning: same as Junior.

### **Fiber Arts**

752a. Junior Felted Wool Applique: (pg. 31)  
Felt wool to create a design. Applique design to a felted wool item.

752b. Senior Felted Wool Applique: same as Junior.

753a. Junior Cotton Linter Bowl: (pg. 34)  
Experiment with cotton linter using molds and shaping the linter to form bowls. Enhance the cotton with colored pencils, threads, floss, dried flowers to make a unique creation.

753b. Senior Cotton Linter Bowl: same as Junior.

754a. Junior Batik Fabric: (pg.37) Using natural fiber fabric. Create a unique fiber artwork using dyes and the wax resist method.

754b. Senior Batik Fabric: same as Junior.

755a. Junior Lap Loom Woven Item: (pg.40)  
Set up a lap Loom. Using several colors or types of yarn create a woven item of your choice.

755b. Senior Lap Loom Woven Item: same as Junior

756a. Junior Inkle Loom Basket: (pg.44)  
Weave 4-6 stripes that are identical. Sculpt a basket out of several woven strips by stitching them together in a spiral. Manipulate the strips to form the bottom of the basket.

756b. Senior Inkle Loom Basket: same as Junior.

### **Sculpting**

757a. Junior Clay: (pg.55) Create an item from clay either self-hardening or firing required.

757b. Senior Clay: same as Junior.

758a. Junior Clay Bust: (pg.57) Sculpt a head with facial features out of clay.

758b. Senior Clay Bust: same as Junior

759a. Junior Mask: (pg.61) Create a mask using clay emphasizing unique form and texture to portray feelings.

759b. Senior Mask: same as Junior.

760a. Junior Cardboard Sculpture: (pg.65)  
Create a piece of textured relief sculpture using corrugated cardboard stacked and glued together. Sculpt with an Exacto® knife.

760b. Senior Cardboard Sculpture: same as Junior.

761a. Junior Wire Sculpture: (pg.67) Using wire and other materials (nylon cloth, beads, etc) to create a freestanding sculpture.

761b. Senior Wire Sculpture: same as Junior.

762a. Junior Plaster of Paris Carving: (pg.69)  
Using a plaster of Paris block, carve a form.

762b. Senior Plaster of Paris Carving: same as Junior.

### **Section C: Art Trends and Traditions**

763a. Junior Art Trends – Mixed Media Canvas. Mixed media is defined employing more than one medium.

763b. Senior Art Trends—Mixed Media Canvas; same as above

763c. Junior Basket Making – natural materials, any size, shape, or design. Non-natural materials may be woven into the design

763d. Senior Basket Making – same as junior

763e. Junior Jewelry – One piece of jewelry created by youth (Jewelry quality only). No kits or pony beads allowed. Glass, clay or wooden beads (painted or carved) permitted only.

763f. Senior Jewelry – One set (at least two items) of jewelry created by youth (Jewelry quality only). No kits or pony beads allowed. No elastic material used to string beads. Glass, clay or wooden

beads (painted or carved) permitted only. Examples: earring(s) and necklace or bracelet and necklace, etc.

- 763g. Junior Leather Craft - Item made from leather. May or may not be tooled. Kits allowed.
- 763h. Senior Leather Craft - same as above. No kits allowed.

### **Heritage Arts**

Documentation for the Heritage Craft Classes is REQUIRED.

- 764a Junior Heritage Arts  
764b Senior Heritage Arts

### **CONSUMER AND FINANCIAL EDUCATION DIVISION**

#### **Level 1 (grades 4-5): The Consumer in Me**

- 914 Poster on Bargain Shopping  
915 Poster on What is the Best Buy?

#### **Level 2 (grades 6-8): Consumer Wise**

- 916 Poster on Media and the Marketplace  
917 Poster on Decision! Decisions! Decide!

#### **Level 3 (grades 9-12): Consumer Roadmap**

- 918 Poster on How to Write a Wrong  
919 Poster on I Own a Car or Does It Own Me?  
920 Poster on What Does Real Life Cost?

### **4-H ELECTRIC DIVISION**

#### **Magic of Electricity (all exhibits must be DC powered)**

- 645 Battery powered series and parallel circuits (circuits must include both series and parallel, a simple switch and can be no more than 9 volts).
- 646 Homemade Galvanometer (must be able to detect the presence of an electrical current)
- 647 Electromagnetic circuits (must be a working electromagnet with a simple switch and no more than 9 volts)

- 648 Simple homemade DC motor (rotor must turn under its own power)

#### **INVESTIGATING ELECTRICITY (all exhibits must be DC powered)**

- 649 Battery powered series or parallel circuit (Circuit may be either series or parallel, must contain either a momentary and/or three-way switch, a circuit diagram with explanation and can be no more than 9 volts).
- 650 Original design soldered circuit project (Circuit must contain an on/off switch, a motion or tilt activated switch, a light and sound producing device and must be powered by 9 volts. All connections in the circuit must soldered and a circuit diagram with explanation must be included).

#### **WIRED FOR POWER (all exhibits must be AC powered and be able to be safely connected and disconnected from a standard 120-volt duplex outlet).**

- 651 Display of wire sizes and types with description and example of usage (display must contain at least 12 different examples)
- 652 Simple household or farm use circuit (Circuit must contain one single pole switch controlling one electrical load device. Circuit should be mounted on a sturdy mounting surface and free standing. Wiring should be done with Romex NM-B 12-gauge wire and clamped or stapled appropriately. A circuit diagram with explanation must be included)
- 653 Complex household or farm use circuit (Circuit must contain at least two three-way switches, and may also contain a four-way switch, controlling one electrical load device. The circuit must also contain a working duplex electrical outlet. Circuit should be

mounted on a sturdy mounting surface and free standing. Wiring should be done with Romex NM-B 12-gauge wire and clamped or stapled appropriately. A circuit diagram with explanation must be included)

- 654 Table, desk, vanity or floor lamp, any purpose – original design only. (Pop Can Lamp kits will be disqualified)

**ENTERING ELECTRONICS (exhibits may be either DC or AC powered. AC powered exhibits must be able to be safely connected and disconnected from a standard 120-volt duplex outlet).**

- 655 Basic electronic circuits without solid-state components (from project book).
- 656 Basic electronic circuits with solid-state components (from kit).
- 657 Basic electronic circuits with solid-state components (original circuit design, must include circuit diagram and explanation).

**GREEN ENERGY**

- 658A Wind powered energy project (original design).
- 658B Solar powered energy project (original design).
- 658C Water powered energy project (original design)

**ENTOMOLOGY, NATURAL RESOURCES, & HONEY**

- 687A First year project (Up to three boxes approximately 9” x 12” official cardboard boxes, or up to two 18” x 24” wooden boxes, with minimum of 25 insects, maximum 50 insects, from at least four orders. Identification beyond order not necessary. All specimens must have date and locality label.
- 687B First year project (minimum of 25 insect photographs, maximum 50 photographs,

from at least four orders. Identification beyond order not necessary. All photographs must have notation field.)

- 688A Second year project (Up to three boxes approximately 9” x 12” or up to two 18” x 24” wooden boxes, with minimum of eight orders and not less than 50 insects, nor more than 100 insects.) Half of the insects should be identified with a common name.
- 688B Second year photo project (50-100 photographs total, minimum of 8 orders, at least one-half identified with a common name. Specifications for exhibits are the same for 687B except that no images from the first-year photography project may be reused.
- 689A Third year project (Three cardboard boxes approximately 9” x 12” or two 18” x 24” wooden boxes, with a minimum of 10 orders and 100 insects, a maximum of 150 insects.)
- 689B Third year project (100-150 photographs total, minimum of 10 orders, all identified with common names except immature stages. Photos of at least 1 arthropod egg, nymph, larva, and pupa – identified to order, no common names needed.
- 690A Fourth year project (Three cardboard boxes approximately 9” x 12”, or two 18” x 24” wooden boxes, with minimum of 12 orders and 150 insects, no maximum) An addition cardboard or wooden box with an example of insect damage, the stage of the insect causing the damage and any other stage of the insect that helps identify the problem. Include information in the display that tells how the insect is controlled. Life cycle of two insects may be displayed.
- 690C Junior Level Entomology Video Project. 1-3 minute entomology video submitted to social media platform (YouTube), focusing on one insect or insect relative (including arachnids, centipedes,

- millipedes, and crustaceans) that lives in Kentucky. For specific instructions, contact the Extension Office.
- 691 Fifth year project (may be repeated for successive years of eligibility but must be a different exhibit. No exhibit that has been judged in any previous State Fair may be entered.) Any type of display that pertains to experiences beyond those of previous projects. Special collections of native and/or exotic butterflies, beetles to some other insect order; a study in depth of one insect or small group of insects: a display of insect camouflage: a display of plastic embedded insects: a collection of insect larvae and nymphs are examples. Charts, photographs, models or any other visual aids may be used. 4-H'ers are encouraged to write a short (1 or 2 paragraphs) statement developing the theme of their fifth-year display.
- 691B 4-Her may repeat the fourth year project with all new photographs, or submit a creative digital project that is different from the previous projects.
- 691C Senior Level Entomology Video Project. 1-3 minute entomology video submitted to social media platform (YouTube), focusing on one insect or insect relative (including arachnids, centipedes, millipedes, and crustaceans) that lives in Kentucky. For specific instructions, contact the Extension Office.

## **HONEY**

- 692 Two one-pound glass Queenline or Classic jars of white extracted honey
- 693 Two one-pound glass Queenline or Classic jars of light amber extracted honey
- 694 Two one-pound glass Queenline or Classic jars of amber extracted honey
- 695 Two one-pound glass Queenline or Classic jars of dark amber extracted honey
- 696 Two wide mouth pints or Classic jars of chunk honey, any color.
- 697 Any frame of capped honey suitable for comb honey (Light)
- 698 Any frame of capped honey suitable for comb honey (Amber)
- 699 Any frame of capped honey suitable for extraction (Light)
- 700 Any frame of capped honey suitable for extraction (Amber)
- 701 Best display of one-frame observation hive of honeybees consisting of worker bees, a properly marked queen, and brood.

## **4-H FOODS EXHIBITS DIVISION**

### **Muffins**

- 841 Three Oatmeal Muffins: Use recipe in 4-H Cooking 101, p. 54.
- 842 Three Cheese Muffins: Use recipe in 4-H Cooking 201, p. 49.

### **Biscuits**

- 843 Three Rolled Biscuits: Use recipe in 4-H Cooking 201, p. 50.
- 844 Three Scones: raisins may be substituted for dried cranberries. Use the recipe in the 4-H Fair Recipe Book

### **Quick Breads**

- 845 Three Cornmeal Muffins: Use the recipe in the 4-H Fair Recipe Book
- 846 Three pieces of Coffeecake with Topping: Use recipe in 4-H Cooking 101, p. 59. Nuts are optional.

### **Cookies**

- 847 Three Chewy Granola Bars (gluten-free): Use recipe in 4-H Cooking 101, p. 35.



- 848 Three Brownies: Use recipe in 4-H Cooking 101, p. 67. Nuts are optional.
- 849 Three Snickerdoodle Cookies: Use the recipe in 4-H Cooking 201, p. 88

### Cakes

- 850 Half of one 8" or 9" layer Rich Chocolate Cake (no icing): Use recipe in 4-H Cooking 301, p. 116.
- 851 Half of one 8" or 9" layer Carrot or Zucchini Cake (no icing): Use recipe in 4-H Cooking 301, p. 119. May use carrots or zucchini.
- 852 One-fourth of a Basic Chiffon Cake: Use recipe in 4-H Cooking 401, p. 118. Do not use variations.

### Pies

- 853 One whole Double Crust Apple Pie: Use recipes in 4-H Cooking 401, p. 105 and 97 or in the 4-H Fair Recipe Book. Leave pie in the disposable pie pan and place all in a zip-type plastic bag. May use spice variation if desired.

### Yeast Breads

- 854 Three Cinnamon Twists (no icing): Use recipe in 4-H Cooking 301, p. 42 & 44.
- 855 Three Soft Pretzels: Use recipe in 4-H Cooking 301, p. 48. Use any one topping listed.
- 856 One loaf Oatmeal Bread: Use recipe in 4-H Cooking 401, p. 25.  
Bread Made in a Bread Machine
- 857 One loaf Honey Whole Wheat Bread made in a bread machine: Use the recipe in the 4-H Fair Recipe Book. May be a 1-pound, 1 1/2-pound, or 2-pound loaf.

### Candy

- 858 Three pieces Classic Chocolate Fudge (size: about one inch square): Use recipe in 4-H Cooking 401, p. 89. Nuts are optional.

### Adapted Food

- 859 Adapted Recipe and supporting documents: Using a recipe from another 4-H Food Exhibits Class youth adapt the recipe to meet a dietary restriction. Entry will consist of: the food item, the original recipe, and an explanation of the adaptation that includes 1) what the adaptation is, 2) How this meets a dietary need, 3) the new recipe.

### FOOD PRESERVATION

- 861 Dried Apples: Dry apples according to the instructions in the *4-H Fair Recipe Book*. Place 12 pieces of dried fruit in a container suitable for long-term storage of dried fruit. Label package with kind of fruit and date processed.
- 862 Salsa: (pint jar or smaller) canned using a boiling water canner. Use the recipe in the *4-H Fair Recipe Book*. The USDA recommended headspace for salsa is 1/2 inch.
- 863 Dill Pickles: (pint jar or smaller), canned using a boiling water canner: Use the recipe in the *4-H Fair Recipe Book*. The USDA recommended headspace for pickles: 1/2 inch.
- 864 Strawberry Jam: (half pint or smaller jar), canned using a boiling water canner. Use the recipe in the *4-H Fair Recipe Book*. The USDA recommended headspace for jam is 1/4 inch. Refrigerator & freezer jams are not entered in this class.
- 865 Green Beans: (One pint), **canned using a pressure canner**. Use the recipe in the *4-H Fair Recipe Book*. Beans may be 'raw packed' or 'hot packed' but the packing method used must be indicated on the label. The USDA recommended headspace for green beans is 1 inch.

## **4-H FORESTRY DIVISION**

### **FIRST YEAR**

- 703 Leaf Collections: Collection of 10 leaves representing 10 forest trees native to Kentucky. Mounting instructions in the forestry book, Activity #1 are to be followed.
- 704 Leaf Print Collection: Collect and print 10 leaves representing 10 forest trees native to Kentucky. Instructions in the forestry book, Activity #2 are to be followed.

### **SECOND YEAR**

- 705 Leaf Collection-2nd year: Collection of 20 leaves representing 20 forest trees and native to Kentucky. Mounting instructions in the forestry book, Activity #1 are to be followed.
- 706 Leaf Print Collection-2<sup>nd</sup> year: Collect and print 20 leaves representing 20 forest trees native to Kentucky.
- 707 Educational Exhibit: Develop a creative educational exhibit on a forest product made in Kentucky. The product may be a traditional wood product (such as flooring or bourbon barrels) or non-timber forest product) such as maple syrup, shitake mushrooms, etc.. The exhibit may utilize any visual technique. The total exhibit is not to exceed dimensions of 2' x 2', or four (4) square feet.

### **THIRD YEAR AND OVER**

- 708 Educational Exhibit: Develop a creative educational exhibit on a current invasive tree insect or invasive tree disease impacting Kentucky's forest trees. The exhibit may utilize any visual technique. The total is not to exceed dimensions of 3'x3', or nine (9) square feet.
- 709 Leaf Collection 3<sup>rd</sup> year: collection of 30 leaves representing 30 forest trees native to Kentucky.

- 710 Leaf Print Collection – 3<sup>rd</sup> Year: collect and print 30 leaves representing 30 forest trees native to Kentucky.
- 711 Leaf Collection – 4<sup>th</sup> Year: collection of 40 leaves representing 40 forest trees native to Kentucky.
- 712 Leaf Print Collection-4<sup>th</sup> year: Collect and print 40 leaves representing 40 forest trees native to Kentucky.
- 713 Leaf Collection – 5<sup>th</sup> year: collection of 50 leaves representing 50 forest trees.
- 714 Leaf Print Collection-5<sup>th</sup> year: Collect and print 50 leaves representing 50 forest trees native to Kentucky.

## **GEOLOGY DIVISION**

- 715 First year geology- consisting of 15 different specimens.
- 716 Second year Geology- consisting of 25 different specimens (up to 12 may be from previous project year; no more than 2 boxes)
- 717 Third Year Geology- consisting of 35 specimens (up to 17 may be from previous project year; no more than 2 boxes)
- 718 Fourth Year Geology- consisting of 50 specimens (up to 25 may be from previous project year; no more than 2 boxes)
- 719 Special collection for fifth year or more members- creative, advanced display of member's choosing with depicts a geological process, theme, story, or manufacturing process. Posters, notebooks, and written narratives may be included.

## **4-H HOME ENVIRONMENT DIVISION**

### **Home Furnishings**

#### **Unit I Exhibits from Exploring Your Home Project Book**

- 887 Color Collage
- 888 Texture Collage or Rubbing

- 889 Transparent finish (grain shows) applied to small wood object
- 890 Simple cloth item for home (sewing machine may be used but is not required)
- 891 Wastebasket
- 892 Crate Bookshelf (designed and created by member)
- 893 Bulletin board (if it is to be hung on a wall, it must be ready to hand with appropriate hardware attached).

**Unit II Exhibits from Living with Others project book**

- 894 Decorative item for the home & photo of how it is used
- 895 Simple wood item refinished
- 896 Cloth item for the home created with sewing machine
- 897 Invitation and thank you letter/note

**Unit III Exhibits from Where I Live Project Book**

- 898 Accessory for the home created by the 4-H member (documentation REQUIRED)
- 899 Individual place (table) setting - made up of two parts: 1) one individual place setting appropriate to a theme and 2) a color photo showing how it should be arranged. Include plate, beverage container(s), placemat, and napkin. Additional decorative item(s) are optional.
- 900 Piece of furniture refinished by the 4-H member (documentation REQUIRED)
- 901 Old or discarded item made useful in a new way as home accessory (documentation REQUIRED)

**Unit IV Exhibits from In My Home Project Book**

- 902 An accessory for the home, made with member's original or adapted design (documentation REQUIRED)

- 903 Heritage item refinished, restored, or made by the 4-H member (documentation REQUIRED)
- 904 Purchased article selected by 4-H member to solve a home decorating problem (documentation REQUIRED)
- 905 A cloth article made by the 4-H member showing a major home improvement (documentation REQUIRED)

**Self-Directed Advanced Project**

- 906 Furniture Experience: furniture which has been refinished, reupholstered, recovered, recycled, reused or remodeled (documentation REQUIRED)
- 907 Design Experience (documentation REQUIRED)
- 908 Heritage Experience (documentation REQUIRED)
- 909 Major Home Improvement (documentation REQUIRED)

**Changing Spaces**

- 910B Design Style Board: Minimum size 8.5 x 11 inches. Max size 11 x 17 inches on mat or foam board.
- 911A Bedroom Room Floor Plan: two parts: 1) a mounted room plan and 2) folder of the documentation described below. Minimum size 8.5 x 11 inches. Max size 11 x 17 inches on matt or foam board. Documentation: 1. What are its dimensions? 2. How many square feet are in the room? 3. Tell about how you worked with the items in your room such as walls, windows, doors & furniture.
- 911B House Floor Plan: two parts: 1) mounted house plan and 2) folder of the documentation. Minimum size 8.5 x 11 inches. Max size 11 x 17 inches on mat or foam board. Documentation answers: 1. Did you look at other floor plans for inspiration? 2. What type of roof does your house have? 3. Did you consider how a family member who is disabled

(for instance, a wheelchair user) might get around in your home?

912A Presentation Board – Color Scheme for One Room: two parts: 1) a presentation board as described below and 2) a folder of the documentation. The mounting board should be 15” or 16” X 20” inches. In the folder, describe the person who lives in the room and the decisions in selecting color scheme.

913 Universal Design: two parts: 1) a presentation board and 2) documentation. Highlight the areas that you have changed in the second floorplan. Board should be 15” or 16” X 20.” In the folder list the changes that you have made to the floorplan to make it accessible to all.

#### **4-H 21<sup>st</sup> CENTURY SKILLS**

925 Senior Division Resume: one-page resume using Microsoft Word.

925A Junior Division: interview someone in your community and create a poster showing the results.

#### **4-H CIVIC ENGAGEMENT**

926 Junior Division Civic Engagement & Service: interview a community worker/helper and create a poster showing the results.

926A Senior Division Civic Engagement and Service: create a poster showing the process of completing a service project from beginning to end.

#### **4-H LEADERSHIP PROJECT:**

##### **Leadership Project**

927 Junior Level: 2 pages based on an activity, program or project from 4-H leadership curriculum

928 Senior Level: 4 pages based on an activity, program or project from 4-H leadership curriculum

#### **Secretary Scrapbook**

929 4-H Club Scrapbook – using pictures and captions tell about your 4-H Club year focusing on leadership, communications and community service activities. (No limit on page numbers)

#### **4-H PHOTOGRAPHY DIVISION**

\*\*\*All classes with ONE photograph must be mounted on white 10”x 16” mat board. All classes with more than one photograph must be mounted on white 16” x 20” mat board.

ALL Photos (except horticulture classes) must include a description. The description must be typed, on white paper, and placed directly below the photograph it is identifying. Descriptions must include:

\*Class

\*Subject

\*Location

\*Equipment Used (Specific Camera, cell phone, or DSLR); If using Point and Shoot or DSLR camera, please list specific Lens, Tripod, Trigger Release, Lighting, etc...)

\*Skill Applied from 4-H Photography Curriculum [specific page from curricula guide should be listed]

#### **NATURAL RESOURCES**

764a Forest: Photograph showing Forest (large area dominated by trees) and/or Forestry Activities

764b Water: Photograph showing still or moving natural water system or water activity

764c Wildlife: Photograph showing unrestrained and live wildlife in natural habitat; Domestic animals are not permitted

764d Natural Scenic: Photograph showing natural scene [manmade object not as subject of photograph

764e Native Plants: 1 – 5 Photograph(s) of Kentucky Native Flora in natural area

- [not garden] - a plant that occurs naturally in the place where it evolved.
- 764f Insect: Photograph of insect(s) unrestrained and live in natural habitat

## **AGRICULTURE**

- 765a Livestock: Photograph uses livestock as the main subject.
- 765b Crops: Photograph uses crops as main focus.
- 765c Life Cycle: 1-5 photograph(s) clearly showing life-cycle as part of the story, crops or livestock.
- 765d Agriculture Scenic: Landscape photograph with agriculture as the main focus.
- 765e Farm Equipment/Implement: Photograph with agriculture equipment/implement as main subject.
- 765f Companion Animal – 1 photograph with a companion animal as the subject.

## **LEADERSHIP**

- 766a Formal/Candid Portrait: Photograph that shows a person as the main subject. [Not a snapshot but a carefully arranged pose under effective lighting conditions and a candid photograph is a photograph captured without creating a posed appearance.]
- 766b Urban Scenic: Landscape Photograph showing an Urban setting as the main subject.
- 766c Event: 1-5 Photograph(s) that are focused on a community event.
- 766d Service: Photograph that displays service learning (community service) as the main subject.
- 766e 4-H Event: 1-5 Photograph(s) that cover a 4-H event you attended.
- 766f National/International: 1-5 Photograph(s) that focus on a National or International experience.

## **FCS**

- 767a Family: Portrait or Candid Photograph of family members or event
- 767b Food Preparation: 1 – 5 Photograph(s) showing meal or single food item preparation
- 767c Culture: Photograph showing unique perspective of local or global culture
- 767d Fashion Portrait: Portrait Photograph with modeled fashion as the primary subject
- 767e Patterns/Design: Photograph Showing Natural or Manmade Pattern / Design
- 767f Residential: 1 – 5 Photograph(s) showing residence or residential area from inside and outside.

## **SET**

- 768a Mechanics: 1 – 5 Photograph(s) showing the applied concept of force and energy.
- 768b Architecture: Photograph showing the product of planning, designing, and constructing buildings or any other structures.
- 768c Energy: Showing the creation or expulsion of energy
- 768d Movement: 1 – 5 Photograph(s) of object showing movement [manmade]
- 768e Construction: 1 – 5 Photograph(s) showing the steps of construction for any built structure
- 768f Machinery/Equipment – Photograph showing machinery or equipment used in construction, engineering, or repair.

## **HEALTH**

- 769a Physical Activity: Photograph that shows physical activity as the main subject.
- 769b Competitive Sports: Photograph that shows a sport as the main subject.
- 769c Healthy Lifestyle: Photograph that expresses healthy lifestyles as the main subject.
- 769d Healthy Foods: 1-5 Photographs focused on healthy food or meal choices.

- 769e Careers in Health: 1-5 Photographs that focus on Careers in the health and service fields as the main focus (ex. Fire, law, medicine, emergency, education).
- 769f Dealing with Stress: Photograph that illustrates a hobby or interest that helps an individual reduce stress.

### **COMMUNICATIONS/EXPRESSIVE ARTS**

- 770a Music: Photograph showing music (written or performed)
- 770b Instrument/Art Utensils: Still life photograph using musical instruments or art equipment as primary subject
- 770c Cultural Arts Event: 1 – 5 Photograph(s) showing attended cultural arts event (Art Show, Musical Performance, etc.)
- 770d Arts Creation: 1 – 5 Photograph(s) with the design, construction, and/or creation of art as the primary subject
- 770e Created Art in Your Community: 1 – 5 Photographs showing local art in your county.
- 770f Word(s): Single word spelled out using built or natural environment or words within the community with personal significance or meaning.

### **HORTICULTURAL PHOTOGRAPHY EXHIBITIONS**

- 771 Single black and white. Horticultural subject or activity. (Maximum size: 8” x 12”)
- 772 Single color. Horticultural subject or activity. (Maximum size: 8” x 12”)
- 773 Sequence of 4 photographs. B&W or Color representing a horticultural event or activity that tells a visual story, chronologically, without the use of words.
- 774 Horticulture collection (B&W or color), consisting of 6 photographs.

### **4-H SEWING DIVISION**

#### **Junior (Ages 9-13)**

#### **Unit I – Let’s Learn to Sew**

- 790A Unit I Clothing Option: Shorts, pants, or skirt with casing waistline (elastic and/or drawstring). Garment must be made from woven fabric and include the following: straight machine stitching, appropriate visible seam finish, and machine stitched hem. This class is for ages 9-13.
- 790B Unit I Non-Clothing Option: Apron OR a Carrier Bag (i.e. drawstring bag, shoulder bag, tote bag, or laundry bag). Bag must include some type of handle. Item must be made from woven fabric and include the following: straight machine stitching, appropriate visible seam finish, and a casing or machine stitched hem on apron. Practice projects (travel kit and tissue holder) are not to be entered. This class is for ages 9-13.

#### **Unit II – Let’s Get to the Bottom**

- 791 Clothing Option: Skirt, shorts or pants. Exhibit must be made from woven fabric and include the following: enclosed seams, appropriate seam finish, interfacing, zipper, and a facing or waistband. This class is for youth ages 9-13.
- 792 Non-Clothing Option: Bag with zipper (tote bag, purse, garment bag, gym bag, sling bag). Exhibit must be made from woven fabric and include the following: enclosed seams, appropriate seam finish, interfacing, and zipper. Practice projects (book cover, zippered travel bag) are not to be entered. This class is for youth ages 9-13.

#### **Unit III – Top it Off**

- 793 Clothing Option: Shirt, simple jacket, one piece dress with no waistline, cape with a hood or collar, bathrobe, or vest with lining or facing.

794 Non-Clothing Option: Backpack or sports bag with lining or facing, applied trim, and button/ buttonhole closure.

#### **Unit IV – Stretch Your Knit Skills**

795 1 or 2 piece complete outfit made of knit fabric such as a dress, top and bottom, pajamas, or nightshirt.

#### **Unit V – Moving On Up**

796 One-piece complete outfit made from woven fabric such as a dress, coveralls, or jumpsuit.

#### **Unit VI - Put It All Together**

797 Clothing Option: 2 or 3 piece complete coordinating outfit such as athletic wear, dress with jacket or coat, swimwear with cover up, jacket or shirt with slacks/skirt

798 Non Clothing Option: Download a pattern from site of your choice for tote bag, purse luggage, etc. Required elements: pockets, functional zipper, creative stitchery. In documentation include name, county, name of unit, class entered, cost, and design source.

#### **Up Cycle It!**

799 a. Up Cycle It! Junior Clothing Option: item sewn from repurposed garments or household fabric goods. Documentation is required. This class is for ages 9-13 with sewing skills.

799 b. Up Cycle It! Junior Non-clothing option: accessories sewn from repurposed garments or household fabric goods. Documentation is required. This class is for ages 9-13 with sewing skills.

#### **Senior (Ages 14-18)**

##### **Let's be Casual**

800 Clothing Option: 1 or 2 piece complete outfit made from knit or woven fabric such as a dress, top and bottom, romper, simple pajamas, or robe.

801 Non Clothing Option: 2 coordinating fashion accessories from the following: wallet, garment bag, purse, backpack or duffel bag

##### **Dress it Up**

802 1 or 2 piece complete “dressy” outfit such as a dress, suit, pantsuit, sport coat and slacks

##### **Match it Up**

803 Clothing Option: Choose at least one item from each group to make a complete 3 or 4 piece coordinated outfit: Shorts, pants, or skirt; Top, blouse, shirt; Vest, jacket, sweater.

804 Non Clothing Option: 3 or 4 piece coordinating luggage/travel accessories set

##### **Creative Expressions**

805 Clothing Option: Construct a complete outfit for one of the following activities: theater, cosplay, or historic costume; Uniform for medical profession, cheerleader, dancer, etc.; Riding apparel

806 Non-Clothing Option: Select one of the following and construct a: Fabric doll or animal with a wardrobe of two outfits; creative accessories such as gauntlets, tote, hat, purse, etc. Machine appliquéd specialty flag or decorative banner.

##### **Leisure Time**

807 Clothing Option: 2 or 3 piece complete outfit. Choose from the following: Athletic wear such as yoga, cycling, warm-up, bathing suit and cover-up, tennis wear, etc.; Pajamas and robe (must use specialty fabric such as terry cloth, flannel, fleece, nylon tricot); Raincoat and hat or rain suit

##### **Formal Affair**

808 1 or 2 piece complete outfit, such as a prom dress, bridesmaid dress, or tuxedo

## Upcycle It!

809A Upcycle It! Senior Clothing Option: item sewn from repurposed garments or household fabric goods. Documentation is required. This class is for ages 14-18 with sewing skills.

809B Up Cycle It! Senior Non-clothing option: accessories sewn from repurposed garments or household fabric goods. Documentation is required.

810 Outerwear: Construct an outerwear garment such as a coat, jacket, cape, vest, parka, rainwear, etc. Must include zipper and/or button/buttonhole.

## **4-H NEEDLEWORK DEPARTMENT DIVISION**

### **Crochet**

813 Small Crochet Item(s) made of medium (4) weight yarn: Must include rows of single, half double and/or double crochet stitches. Such as: scarf, purse, belt, hat, pillow, two wash cloths (made from cotton yarn), or pair of slippers. Scarf must be at least 24" long.

814 Large Crochet Item(s) made of medium (4) weight yarn: Must include rows of single, half double and/or double crochet stitches. Such as: afghan, shawl, or vest.

815 Crochet Item made entirely with novelty yarn: Novelty yarn is any yarn other than medium (4) worsted weight yarn. Must include rows of single, half double, and/or double crochet stitches: Such as: scarf, purse, belt, hat, pillow, pair of slippers, afghan, shawl, or vest. Scarf must be at least 24" long. Novelty yarn is any yarn other than medium (4) worsted weight yarn.

816 Crocheted Item made using the Granny Square technique: May use any weight yarn, single or multiple colors of yarn. Such as: purse, shawl, afghan, or hat.

817 Crocheted Item(s) made using intermediate skills/pattern crochet stitches: Such as: hat, belt, scarf, pair of mittens, pillow, sweater, vest, shawl or baby blanket, doily (made from (0) weight thread) or set of 5 different ornaments (made from (0) weight thread using intermediate skills/stitches.)

Include one or more pattern stitches—shell, arch, diamond, bobble, snapdragon, popcorn, cross, puff, cluster, or seed/granite. Can include one or more colors. Scarf must be at least 24" long.

818 Crochet Item using intermediate skills for shaping and fitting multiple pieces together: Items must include increase and decrease. Such as stuffed toys or pair of slippers.

819 Item or pair of items using advanced crochet skills: include one or more of the following advanced skills: beadwork, filet crochet, creating plaids, geometric designs or checks; making novelty crochet articles.

820 Item or pair of items using advanced crochet skills to creating your own design. Original designs must include a copy of directions, notes and diagrams used to create the items(s). Suggested items include: multi-colored hat, purse, collar (made with bedspread-weight cotton thread), sweater, jacket, afghan or coat.

## **HAND EMBROIDERY**

### **One Type of Embroidery Stitch**

821 Redwork: Embroidery item made with a single color of floss. Redwork uses red floss. Must use the stem stitch and have an embroidered area equivalent to 3 x 3 inches or larger.

822 Stamped Cross Stitch: Cross stitched design stamped (printed/drawn) on plain woven fabric and have an embroidered



area equivalent to 3 x 3 inches or 2" x 16" border or larger.

### **Multiple Types of Embroidery Stitches**

- 824 Stamped Embroidery: Embroidery design printed/drawn on plain woven fabric or felt. Must include three or more of the following different stitches (stem/outline, lazy daisy, running, straight, French knot, satin, blanket, chain, or back stitch). May use more than one color of floss. Must have an embroidered area equivalent to 3 x 3 inches or larger.
- 825 Free Embroidery: Embroidery design used to embellish a base fabric without the design being drawn on the fabric. Must include three or more of the following different stitches (stem/outline, lazy daisy, running, straight, French knot, satin, blanket, chain, or back stitch). May use more than one color of floss. Must have an embroidered area equivalent to 3 x 3 inches or larger. Embroidery may embellish design lines on the item.

### **Charted Embroidery Using Large Cross or Snowflake Stitches:**

- 826 Cross Stitch on Gingham: embroidered area 5 x 7 inches or larger.
- 827 Counted Cross Stitch on 11 Count Aida Cloth: Must have an embroidered area equivalent to 5 x 7 inches or larger.
- 828 Chicken Scratch on gingham: Chicken Scratch (also known as Snowflake embroidery) on gingham fabric. Must have an embroidered area 5 x 7 inches or larger.
- 829 Punch Needle: embroidered area equivalent to 6X6 inches or larger

### **Charted Embroidery Using Specialty Cloth**

- 830 Counted Cross Stitch on 14 Count Aida Cloth: Must have an embroidered area equivalent to 5 x 7 inches or larger.

- 831 Counted Cross Stitch using Waste Canvas: Must have an embroidered area equivalent to 5 x 7 inches or larger.
- 832 Huck Embroidery: Huck embroidery on huck towel/toweling creating a minimum 2-inch-wide border design or created on even-weave fabric such as Aida cloth. Embroidered area equivalent to 3X3 inches or larger (bookmark, mug rug, etc.)
- 833 Swedish Weaving: Swedish weaving on monk's cloth creating a minimum of 6-inch-wide border design.

### **Embroidery Using Advanced Skills:**

- 834 Ribbon Embroidery Using Silk Ribbon for 5 or More Embroidery Stitches: Design may also include use of embroidery floss in addition to the silk ribbon.
- 835 Counted Cross Stitch on 18 or 22 Count Even Weave or Aida Cloth: Must have an embroidered area equivalent to 5 x 7 inches or larger.

### **Knitting**

- 837 Small/simple knitted item(s): Items such as a hat, small pillow, purse, scarf, belt, or two washcloths (no larger than 10" X 10" each); Use medium (4) worsted weight yarn. Wash cloths should be made from worsted weight cotton yarn. Items are limited to those that include garter stitch, stockinette stitch, and/or ribbing stitch.
- 838 Knitted Item created using Self-striping or Variegated Yarn(s): Use some yarn other than single color medium (4) worsted weight yarn. Such as a purse, scarf, hat, leg warmers, fingerless mittens, etc.
- 839 Larger/simple knitted item(s): Items such as a pair of mittens; pair of slippers, shawl, cowl, or afghan lap/baby blanket. May use yarn other than worsted weight

yarn. Multiple colors and at least one pattern stitch may be used in addition to garter stitch, stockinette stitch, and/or ribbing stitch.

840 Knitted project focused on Shape—Garment or Fashion Accessory: Exhibit one item or a pair of items using pick up stitches, and/or knitting in the round. Item must include increase and/or decrease. May use yarns other than medium (4) worsted weight yarn. May include simple color changes (stripes or duplicate stitch). Ideas such as: gloves, hat, mittens, fingerless mittens, socks, skirt, sweater, or vest.

841 Knitted project focused on Shape—Stuffed Toy: Exhibit one item using pick up stitches, and/or knitting in the round. Item must include increase and/or decrease. May use yarns other than medium (4) worsted weight yarn. May include simple color changes (stripes or duplicate stitch).

843 Knitted project focused on Color Design: Exhibit one item or a pair of items using charted designs or your own design. Charted designs may include color changes such as Fair Isle, Intarsia, and/or Mosaic knitting. All entries must include a copy of directions, notes, and any diagrams used to create the item. Ideas such as: throw pillow, afghan (minimum size 45-x 60-inches), shawl, holiday stocking (, purse, pair of socks, sweater, etc.

844 Knitted project focused on Textural Design: Exhibit one item or pair of items using charted designs or your own design. Charted designs must include multiple pattern stitches such as Aran Isle knitting or lace knitting. Knitting with beads is also acceptable. All entries must include a copy of directions, notes, and any diagrams used to create the item. Ideas such as: throw pillow, afghan (minimum size 45-x 60-inches), shawl,

holiday stocking, purse, pair of socks, sweater.

## **Quilting**

845 Strip Quilt: Easy quilt for the beginner. Make a table topper or wall hanging. Use strips of varying widths to make a 4-block finished quilt not to exceed 36”X 36.” Hanging tabs are optional.

846 Wall Hanging: Start with a rectangle piece of “picture” fabric. Build quilt by adding borders around the rectangle. Add hanging loops to the top of the piece. Quilt is turned and stitched to form edges of quilt. No added binding is needed. Quilting can be stitch-in-the-ditch or echo quilting. Finished size should not exceed 30” x 36.”

847 Four Patch Runner- hand or machine tack, hand tie, or machine quilt in each 6” block. (12’ X36”): Exhibit a 1 x 3 four-patch runner “quilt”. Each four-patch must include at least two 6-inch square patchwork unit made with square and/or rectangle pieces (do not include triangle pieces). Piecing technique: stitch by hand or sewing machine Quilting technique: machine tack or hand tie.

848 Quilt as you go Quilt: Create a quilt using any quilt-as-you-go method. Add rows to the edge so that face fabric, batting and backing are attached to the previous piece. There is no additional quilting needed. Applied binding with mitered corners. Perimeter should not exceed 144”. Suitable for the advanced beginner

849 Small Patchwork Quilt: Sew four 12” square blocks or nine 9” square blocks with sashing and/or borders. Triangle pieces and/or machine applique’ are required. Hand or machine quilt. Applied binding with mitered corners. Finished quilt not to exceed 36” x 36 “.

- 850 Dimensional Pieces, Miniature Scale, and/or Landscape design Quilt: may include fused fabric, dimensional additions, hand or machine applique, free motion and/or decorative edge finish. Finished size not to exceed 100 inches perimeter.
- 851 Squares or Strips Precut: Sew a top using squares and/or strips. Pre-cuts acceptable. Applied binding with mitered corners. Perimeter not to exceed 200”.
- 852 Appliqué pillow with applique: Hand applique design on minimum of 4 blocks. Applique can be raw edge or turned edge. Sashing and border required. Quilting required. Perimeter not to exceed 120 inches.
- 853 Foundational paper piecing: Use foundation paper piecing techniques for the quilt top. Applied binding with mitered corners. Perimeter maximum 200”
- 854 English paper piecing: 1 or 2 mug rugs. Paper pieces using seven 1-inch paper hexagons. With slightly larger fabric squares basted around the paper hexagons. Whipped stitched together to form coaster. Finished sized should be 5 to 5 ½. Needs to have batting and backing, self-bound.
- 855 Non-traditional Fabrics Quilt: Sew a pieced top using non-traditional materials such as t-shirts, ties, bandanas, or denim. T-shirts must have interfacing and have sashing separating each block. Cotton fabric or fleece may be used for backing. Quilting must be done by the 4-H'er and be appropriate for the design. Perimeter must be larger than 200”.
- 856 Original Design Quilt: An original design created by the 4-H'er. Must submit original design with the quilt and an explanation of the techniques used in the quilt. Quilting must be done by the 4-H'er and be appropriate for the design.

- 857 Crazy Quilt Patchwork: Constructed of irregularly shaped fabric pieces embellished with a combination of ribbon work, specialty thread, embroidery stitches, and/or beadwork creating a finished crazy quilt design.

### **Kentucky 4-H Trends**

#### **Upcycling Project**

- 1050 Junior Upcycling Project  
1051 Senior Upcycling Project

#### **Cake Decorating**

- 1060 Junior 4-H Cake Decorating (cake must use 4-H clover)  
1061 Senior 4-H Cake Decorating (cake must use 4-H clover)  
1062 Junior Cake Decorating  
1063 Senior Cake Decorating  
1070 Junior 4-H Cup Cake Decorating  
1071 Senior 4-H Cup Cake Decorating  
1072 Junior General 4-H Cup Cake Decorating  
1073 Senior General Cup Cake Decorating

### **4-H WOOD SCIENCE DIVISION**

- 674 Level 1, made from a kit- ex. small bird house, non-hopper bird feeder  
675 Level 1, NOT from a kit- ex. napkin holder, letter holder, simple picture frame  
676 Level 2, made from a kit- ex. pine wood car, large bird house  
677 Level 2, NOT from a kit- ex. puzzle, foot stool, cutting board  
678 Level 3, NOT from a kit- ex. corner shelf, garden bench, planting box, tool box.  
This exhibit is to be made up of two parts: 1) the **item** and 2) a **folder containing photographic documentation** of the steps taken in order to complete this exhibit.  
679 Level 4, NO kits- Furniture quality finish- ex. coffee table, end table. This exhibit is to be made up of two parts: 1)

- the **item** and 2) a **folder containing photographic documentation** of the steps taken in order to complete this exhibit.
- 680 Level 4, NO kits- ex. porch swing, chaise lounge, picnic table, lawn chair. This exhibit is to be made up of two parts: 1) the **item** and 2) a **folder containing photographic documentation** of the steps taken in order to complete this exhibit.

### YOUTH HORTICULTURE DIVISION

Total premiums offered: \$600

Maximum \$5 for a Blue Ribbon. Bring exhibit in small, clear, disposable soft drink bottle to insure uniformity of show, for classes Y-9 through Y-18. \*\*

#### Research Project

- 561 Environmental Awareness Project: a. tree planting on city property, roadways, parks, etc. b. home landscaping c. composting
- 562 Production & Marketing: a. vegetable garden for home or market b. planting, production, or management of fruit plantings c. planting, production, or management of trees, scrubs, greenhouse crops, or garden perennials.
- 563 Experimental Horticulture: a. science fair exhibit involving experimental work with plants b. comparison of different varieties of vegetables or annual flowers c. comparison of mulching or other practices.
- 564 Horticulture Project Exhibits: a. how to propagate plants b. how to force spring bulbs c. how to start seeds d. how to graft cacti e. how to dry herbs

#### Plant Displays

*Note: these items may not be watered daily.*

*Enter at your own risk.*

- 565 Terrariums
- 566 Dish Gardens (desert or tropical)

- 567 Vegetable bucket garden (grown in container)
- 568 Annual container garden (non-vegetable)
- 569 House plants
- 570 Hanging baskets
- 571 Herb Container Garden
- 572 Window Box Display
- 573 Upcycle Container Garden (Previously used container recycled, example, wood pallet garden).
- 574 Garden and/or Orchard Display – exhibit as many different fruits and/or vegetables from their garden as desired. Any size or type (minimum of five types) of produce may be displayed. The exhibit must be in a display container (box or basket) which can be easily moved.

- YLC1 Arrangement-bud vase
- YLC2 Arrangement-symmetrical design  
Arrangement-free style design
- YLC4 Double Bloom Petunia
- YLC5 Single Bloom Petunia
- YLC6 Marigold Bloom
- YLC7 Rose Bloom
- YLC8 Zinnia Bloom
- YLC9 Other Annual Bloom
- YLC 10 Coleus Foliage (1 stem, highly colored)
- YLC11 Gladioli Bloom
- YLC12 Blooming Potted Plant
- YLC13 Dahlia Bloom
- YLC14 Daylily, yellow tones
- YLC15 Daylily, red tones
- YLC15A Daylily, pink tones
- YLC15B Daylily, peach
- YLC15C Daylily, bi-color
- YLC15D Daylily, any other

### GARDEN YOUTH DIVISION

Total Premiums Offered-\$600

Maximum \$5 for Blue Ribbon.

Bring exhibits on paper plates in sealable plastic bags. *\*Exhibits may not be returned to exhibitor.\**

- 575 Tomato (3 per plate) Must be ripe (red or yellow color only) cherry type

- 576 Tomato (3 per plate) beef steak
- 577 Tomato (3 per plate) heirloom
- 578 Peppers, hot (3 per plate)
- 579 Peppers – bell (3 per plate)
- 580 Peppers – sweet (3 per plate)
- 581 Cucumbers, slicing (3 per plate)
- 582 Cucumbers, pickling (3 per plate)
- 583 Beans, snap or lima (6 per plate)
- 584 Corn, sweet (in the husk with silks) (2 ears per plate)
- 585 Cantaloupe (1 whole), halved
- 586 Squash, summer (2 per plate)
- 587 Eggplant (2 per plate)
- 588 Potato (3 per plate)
- 589 Largest tomato (by weight; must be ripe, red or yellow only)
- 590 Largest pumpkin (by weight)
- 591 Largest watermelon
- YLC16 Onions (3) not peeled
- YLC17 Cabbage (1 head)
- YLC18 Carrots (plate of 3)
- YLC19 Beets (3 topped)
- YLC20 Broccoli (1 bunch)
- YLC21 Okra (4)
- YLC22 Zucchini Squash (2)
- YLC23 Any other squash (2)
- YLC24 Any other vegetable (not listed)
- YLC25 Red Delicious Apples (2)
- YLC26 Golden Delicious Apples (2)
- YLC27 Grimes Golden Apples (2)
- YLC28 Johnathan or Red Johnathan Apples (2)
- YLC29 Granny Smith Apples (2)
- YLC30 Pears (2)
- YLC31 Grapes (1 bunch)
- YLC32 Any other summer variety apples, Not listed (2)
- YLC33 June Apples (2)
- YLC34 Blueberries (10)
- YLC35 Plums (2)
- YLC36 Peas (4)
- YLC37 Peaches (2)
- YLC38 Blackberries (4)

**FIELD CROPS YOUTH DIVISION**

Total premiums offered \$100.00  
 Maximum \$5.00 for blue ribbon

**TOBACCO (Division 2101)**

*4-H Exhibitor with highest total points is awarded the best exhibitor award and will receive an engraved plaque offered by the Kentucky Department of Agriculture.*

***To be eligible, exhibitor must enter three of the following classes:***

- \*Burley - Stripped Dark Stripped
- \*Burley - Best Crop Green Stick - Dark
- \*Green Stick Burley Dark - Best Crop
- \*Potted Burley Potted Dark

**Burley Division - Stripped**

- 5 Flying
- 6 Lug
- 7 Leaf
- 8 Tip

**Burley - Best Crop**

- 15 Best Crop, 4-H, 4 grades

**Dark Tobacco**

- 26 4-H Best Crop (2 hands – 20 leaves each grade)

**Green Dark Tobacco (By Sticks)**

- 31 Dark

**Growing Dark Tobacco Plant**

- 33 Best potted growing plant of Dark Tobacco

**Green Tobacco (by sticks)**

- 36 Burley
- 39 Best potted growing plant of Burley Tobacco

***All potted plants will become the property of the Kentucky State Fair and after judging will be used as decorations throughout the Fair for promotion of the Tobacco Department.***

**HAY (1/2 bale)**

- 600 Alfalfa hay, ½ bale (no full bales accepted) from the current year's project crop, neatly tied and labeled

- 601 Red clover hay, ½ bale (no full bales accepted) from the current year's project crop, neatly tied and labeled
- 602 Timothy hay, ½ bale (no full bales accepted) from this current year's project crop, neatly tied and labeled. Place hay in a double strength plastic bag
- 603 Other grass hay, ½ bale (no full bales accepted) from this current year's project crop, neatly tied and labeled. Place hay in a double strength plastic bag
- 604 Mixed hay, ½ bale (no full bales accepted) from this current year's project crop, neatly tied and labeled.

#### **YELLOW CORN**

- 605 Yellow-ear from previous year's crop, 8 ears shucked
- 606 Yellow-ear, from current year's crop, 8 ears shucked
- 607 Yellow-shelled, from previous year's crop, 0.5 gallon in a container, and labeled to show variety and yield

#### **WHITE CORN**

- 608 White-ear from previous year's crop, 8 ears shucked, and labeled with variety and yield
- 609 White-ear, from current year's crop, 8 ears shucked, and labeled with variety and yield
- 610 White-shelled from previous year's crop, 0.5 gallon in a container, and labeled to show variety and yield

#### **POPCORN**

- 611 White popcorn-ear from previous year's crops, 8 ears shucked, and labeled with variety and yield
- 612 Red popcorn-ear from previous year's crops, 8 ears shucked, and labeled with variety and yield
- 613 Yellow popcorn-ear from previous year's crop, 8 ears shucked, and labeled with variety and yield

#### **FIELD SOYBEANS**

- 614 Soybeans from the current year's crop, three stalks tied together below leaves, with roots intact, but free of soil, and labeled to show variety.
- 615 Soybeans from the previous year's crop. 1-gallon zip lock bag, and labeled to show variety and yield.

#### **GRAIN SORGHUM (milo)**

- 617 Grain Sorghum from the current year's crop, three stalks tied together below leaves, with roots intact, but free of soil, and labeled to show variety.
- 618 Grain Sorghum from the previous year's crop, 1-gallon zip lock bag, and labeled to show variety and yield.

#### **SWEET SORGHUM**

- 619 Sweet sorghum from the current year's crop, three stalks tied together below leaves, with roots intact, but free of soil, and labeled to show variety

#### **WHEAT (soft, red, winter)**

- 620 Wheat from the current year's crop, 0.5 gallon in a container, and labeled to show variety and yield.
- 621 Barley from the current year's crop, 0.5 gallon in a container, and labeled to show variety and yield.

**2024 Lincoln County Fair  
4-H/FFA & Youth Poultry Show  
Monday, June 17, 2024**

**Lincoln County Fairgrounds, Stanford, KY**

**Registration begins at 4:00 pm      Show begins at 6:00 pm      No entry fees**

*\*Join us Saturday evening, June 22 for a Poultry Exhibition in the main show ring.\**

**Showmanship:**

**Novice Division.....under 9 years old as of January 1, 2024**

**Junior Division.....9-12 years old as of January 1, 2024**

**Intermediate Division.....13-15 years old as of January 1, 2024**

**Senior Division.....16-21 years old as of January 1, 2024**

Awards will be presented for Showmanship Divisions and Supreme Showmanship.

**Premiums:    1<sup>st</sup> Place- \$5.00    2<sup>nd</sup> Place- \$4.00    3<sup>rd</sup> Place- \$3.00**

**\*\*Division Champions will compete for Best in Show\*\***

All recognized breeds of poultry will show in classes as defined by the American Poultry Association. Large fowl chickens will show in six separate divisions, with bantam breeds showing in five divisions respectively. Crossbreds can show under the mixed breed division and can be either large fowl or bantam.

**\*CLASSES (except meat/market ready):**

**A. Cock (male over 1 year old)**

**C. Cockerel (male under 1 year old)**

**B. Hen (female over 1 year old)**

**D. Pullet (female under 1 year old)**

**\*\*Each exhibitor will be limited to two (2) entries per class.**

**DIVISIONS**

**Large fowl**

1. American
2. Asiatic
3. English
4. Continental
5. Mediterranean
6. All Other Standard Breeds

**Others**

12. Duck
13. Turkey
14. Goose
15. Guinea
16. Mixed Breeds

**Bantam**

7. Game
8. Single Comb Clean Legged
9. Rose Comb Clean Legged
10. All Other Comb Clean Legged
11. Feather Legged

**Fresh Egg Display**

***6 eggs per display/entry***

- A. White eggs  
1A–bantam    2A–standard
- B. Brown eggs  
1B – bantam    2B – standard
- C. Any other color eggs  
1C – bantam    2C – standard

**Creative Egg Display**

***A group of 4-6 “blown” eggs to be judged on:***

1. Creativity
2. Neatness
3. Development of the theme

*Birds will be blood tested on site unless you have health papers proving they have been tested within the past 90 days and are free of diseases.*

For more information, contact:

Lincoln County Cooperative Extension Service: (606) 365-2447

Chairperson: Courtney Brock



# 2024 Lincoln County Fair Beef Show

## Tuesday, June 18, 2024

Angus, Charolais, Hereford, Gelbvieh, Simmental, A.O.B Combined  
Breeds with 10 heads are pulled out of AOB for their own breed show.

6:30 p.m. Showtime

Cattle should be on the grounds one hour before show time. Registration begins at 5:00 p.m.

### Open Prize money

1<sup>st</sup>- \$25 2<sup>nd</sup>- \$15 3<sup>rd</sup>- \$12 4<sup>th</sup>- \$10

5<sup>th</sup>- \$5

Grand Champion Winners \$25

Supreme Heifer \$50

Reserve Grand Champion \$15

### Open Heifer Classes:

H1 Junior Calf

born after January 1

H2 Senior Calf

born September - December

H3 Summer Yearling

born May - August

H4 Junior Yearling

born January - April

H5 Senior Yearling

born September - December

Champion & Reserve Heifer

### Open Cow-Calf Pair Classes

C1 (Shown by breed)

### Open Bulls Classes:

B1-B5 Same classes as Heifer Divisions above

B6

2-Year-Old Bull

Champion & Reserve Bull Champion Bull

### KY 4H & FFA Open Youth Heifer Division

Same classes as open heifers. Youth recognized within open class showing.

Youth Prize Money- Blue-\$10; Red-\$5; Grand-\$20; Reserve-\$10.

### Youth Supreme Heifer Show

Youth Breed Heifer Champions show for Youth Supreme Heifer Award & \$100.

Reserve Supreme \$25

### Lincoln County Youth Beef Premiums

In each heifer class Lincoln County youth animals will receive \$5 additional premium money.

For more information, contact Nick Whobrey at 859-983-1639

## 2024 Lincoln County Fair Dairy Show Wednesday, June 19

Holstein, Jersey, Brown Swiss, Ayrshire, Guernsey, Milking Shorthorn, Red & White  
6:30 p.m. Showtime

Cattle should be on the grounds one hour before show time. Registration begins at 5:30 p.m.

### Prize money

1<sup>st</sup>- \$25 2<sup>nd</sup>- \$15 3<sup>rd</sup>- \$12 4<sup>th</sup>- \$10

### Open Classes:

- |     |                             |                                 |
|-----|-----------------------------|---------------------------------|
| 1.  | Junior Calf                 | born between March 1 - April 30 |
| 2.  | Intermediate Calf           | born December 1 - February 29   |
| 3.  | Senior Calf                 | born September 1 - November 30  |
| 4.  | Summer Yearling             | born June 1 - August 31         |
| 5.  | Junior Yearling             | born March 1 - May 31           |
| 6.  | Intermediate Yearling       | born December 1 - February 28   |
| 7.  | Senior Yearling             | born September 1 - November 30  |
| 8.  | Junior Champion & Reserve   |                                 |
| 9.  | Junior 2-Year-Old           | born March 1 - August 31        |
| 10. | Senior 2-Year-Old           | born September 1 - February 28  |
| 11. | 3-Year-Old                  | born September 1 - August 31    |
| 12. | 4-Year-Old                  | born September 2 - August 31    |
| 13. | Aged Cow-5 Years or Older   | born before September 1         |
| 14. | Senior Champion and Reserve |                                 |
| 15. | Grand Champion & Reserve    |                                 |

### Lincoln County 4H and FFA Youth Livestock Classes:

Open to Lincoln County youth only enrolled in 4H and FFA. Blue is \$10, Red is \$5, White is \$2. Classes are the same as open.

### Lincoln County 4-H & FFA Youth Showmanship Classes:

Winner will receive \$20 for each class. Age as of January 1 of the current year.

Senior Division- 16-21 years of age;

Intermediate Division- 13-15 years of age;

Junior Division- 9-12 years of age

### Kiddie Show

A fun show for any child that has not reached 9 as of January 1 of the current year. The Kiddie Show will be held prior to the regularly scheduled dairy show. Each participant will receive an award.

**For more information contact Nick Whobrey at 859-983-1639**

**2024 Lincoln County Fair Goat Show**  
**Thursday, June 20 Showtime 7:00 p.m.**  
**Registration begins at 5:00; Weigh-In 5:30 – 6:15 p.m.**

**Novice Showmanship**

**Class A-** Youth under 6 years of age; **Class B-** Youth 6 to under 9 years of age. Awards- All exhibitors will receive a rosette; No premiums.

**Youth Showmanship-** For youth enrolled in 4H or FFA programs in any Kentucky county. No entry fee. Ages are as of January 1 of the current year

**Class 1-** Youth 9-12 years of age; **Class 2-** Youth 13-15 years of age; **Class 3-** Youth 16-21 years of age;

**Class 4-** Supreme Showmanship- 1<sup>st</sup> place winner of youth division competing for overall winner

Awards- \$10 for winner of each showmanship class; \$7 2<sup>nd</sup> place; \$3 each for rest of class. \$25- Supreme

**Youth Market Goat**

\*All goats must be KUIP tagged

\*All goats must weigh a minimum of 35 pounds at time of show to be eligible for exhibition

\*Horns are optional but must be tipped- horn squared off to ½ inch diameter or larger.

\*Goats will be weighed and broken into classes prior to show time. Show management will try to limit to no more than 15 in a class. Weigh in should be done by 6:15 p.m.

\* Any doe over 24 months that has never freshened shall not be shown.

\* All entries in the Market Meat Goat division must still have their milk teeth.

\* Novice exhibitors will compete in regular classes for each division on show. Showmanship is the only division that novice exhibitors will show separately.

Youth Grand \$50; Reserve-\$25 \*Awards 1<sup>st</sup>- \$15; 2<sup>nd</sup>-\$10; 3<sup>rd</sup> through 6<sup>th</sup>- \$7; 7<sup>th</sup> and below \$5

**Commercial Does**

Classes to be spilt by weight

Goats through yearlings age eligible

Premiums \$20, \$15, \$12, \$10, \$5

Champion \$35 Reserve \$25

**Premiums for Lincoln County Youth Market Goats**

\*Each Lincoln County youth animal will receive an additional \$5 in premium money.

**Open Dairy Goat Breeding Show**

Awards- Grand Champion \$25; Reserve Grand Champion \$15; Class Winners- \$20, \$12, \$8, \$5

Division A- Toggenburg, Alpine, LaMancha, Nigerian Dwarf; Division B- Sable, Nubian, Oberhasli, Saanen

**Open Dairy Goat Show (Same classes for both divisions)**

**Class DG 1-** Doe Kid: 0-4 months of age; **Class DG 2-** Doe Kid: 4-8 months of age; **Class DG 3-**Doe Kid 8-12 months of age; **Class DG 4-** Yearling Doe (never freshened): 12-24 month of age; **Class DG 5-** Champion & Reserve Champion Junior Doe; **Class DG 6-** Senior Doe in Milk: Under 24 months; **Class DG 7-** Senior Doe: over 2 years and under 3 years of age; **Class DG 8-** Senior Doe: over 3 years and under 5 years of age; **Class DG 9-** Senior Doe: over 5 years of age; **Class DG 10-** Champion & Reserve Champion Senior Doe **Best of Show- Dairy Doe**

For more information, call Merle Miracle at 606-669-0328 or Nick Whobrey at 859-983-1639

**Lincoln County Fair 4-H & FFA Market Lamb Show**  
**Friday, June 21, 2024**  
**Weigh-in at 5:30 p.m. Showtime at 7:00 p.m.**

1. Youth classes are open to all youth currently enrolled in an approved 4H/FFA program. Lamb must have K.U.I.P. tags.
2. Lambs must have lamb teeth.
3. Market lambs must be shown with no more than ¼ inch wool. No artificial color may be used.
4. Market Lamb weight classes will be broken after the weigh-in is completed.
5. All market lambs must be shown by the owner. If 2 entries are in the same class, another youth must show the 2<sup>nd</sup> entry.
6. The same animal cannot be entered in both the Breeding classes and market classes

**Showmanship Classes (ribbons and rosettes)**

Age as of January 1 of the current year

Senior	17-21 years of age	Junior	9-12 years of age
Intermediate	13-16 years of age	Novice	under 9 years of age

Showmanship class premiums 1<sup>st</sup>-\$10, 2<sup>nd</sup>-\$7, 3<sup>rd</sup>-\$5 rest of class \$3

Supreme Showmanship \$20.00

**Market Lambs Weight Classes:**

Up to 6 classes are offered, with a maximum of 15 per class.

Up to 2 novice classes by weight will be offered.

Premiums: 1<sup>st</sup>- \$15; 2<sup>nd</sup> - \$12; 3<sup>rd</sup> - \$10; 4<sup>th</sup> - \$8; 5<sup>th</sup>- \$5 and below

Grand Champion \$50; Reserve Champion \$25

For more information, contact Nick Whobrey at 859-983-1639

**Lincoln County OPEN Sheep Breeding Show**  
**Friday, June 21    Immediately following the Lamb Show**

Suffolk Breed – Hampshire Breed – Dorset Breed – Southdown Breed – All other Breeds

**Definition of Classes**

1. Yearling Ram- one year old and under 2 years old.
2. Ram Lamb-less than 12 months old.
3. Champion Ram and Reserve Champion Ram
4. Yearling Ewe – one year old and under 2 years old.
5. Ewe lamb- less than 12 months old.
6. Champion Ewe and Reserve Champion Ewe.
7. Pen of Two Ram Lambs
8. Pen of Two Yearling Ewes
9. Pen of Two Ewe Lambs
10. Each Lincoln County Youth animal receives and additional \$5 premium.

Breeding Sheep Premiums: 1st- **\$15**    2nd-**\$12**    3<sup>rd</sup>-**\$10**    4<sup>th</sup>-**\$8**    5<sup>th</sup>-**\$5**

Supreme Champion Ewe and Ram: Award will be presented

Showmanship: \$20 Supreme Winner            \$10 Class winner

For more information contact Nick Whobrey 859-983-1639



Tuesday, June 18 @ 7:30pm  
Motorsports Track

**MOUNTED SHOOTING | TRICK RIDING**

BULLS entry fee \$60

TIE DOWN & BREAKAWAY entry fee \$35

PEE WEE, JR & OPEN BARRELS, \$25 EACH

TEAM ROPING, \$50 per team

KIDS DANCE, No cost for dance

MUTTON BUSTIN, \$5


(Can only take 12 entries in mutton bustin)

**CALF SCRAMBLE, \$5**

**LOTS OF FUN FOR WHOLE FAMILY**

For more information contact:

James Atchley | 931-397-1380



Wednesday, June 19 @ 7pm  
Thursday, June 20 @ 7pm  
Motorsports Track




Friday, June 21 @ 7pm  
Saturday, June 22 @ 7pm  
Pageant Building





# TRUCK & TRACTOR PULL

**JUNE  
21ST & 22ND  
7PM EST**



## Classes:

Super Modified 4WD Trucks

10,000 Hot Farm Tractors

Super Modified 2WD Trucks

3.0 Diesel Trucks



**LINCOLN CO FAIR  
275 FAIRGROUNDS  
ROAD  
STANFORD, KY**

**FOR MORE INFO: 502-477-3047**